



MUNICIPIO DE TEPEJI DEL RÍO DE OCAMPO
HIDALGO
Analítico Mensual de Egresos Pagados por Fuente de Financiamiento al 30/sep./2021
(Cuentas con Movimientos)
(Cifras en miles de pesos)

Objeto del Gasto	Presupuesto Vigente	Ene												Total	Diferencia (Vigente - Total)		
		Feb	Mar	Abr	May	Jun	Jul	Ago	Sep	Oct	Nov	Dic					
110100 Recursos Propios																	
1000 SERVICIOS PERSONALES	\$3,481.0	\$875.1	\$94.1	\$145.4	\$121.6	\$198.3	\$108.9	\$173.5	\$91.4	\$0.0	\$0.0	\$0.0	\$0.0	\$0.0	\$0.0	\$2,665.3	
1100 REMUNERACIONES AL PERSONAL...	\$32.2	\$0.0	\$0.0	\$0.0	\$0.0	\$0.0	\$0.0	\$0.0	\$0.0	\$0.0	\$0.0	\$0.0	\$0.0	\$0.0	\$0.0	\$32.2	
1130 Sueldos base al personal permanente	\$32.2	\$0.0	\$0.0	\$0.0	\$0.0	\$0.0	\$0.0	\$0.0	\$0.0	\$0.0	\$0.0	\$0.0	\$0.0	\$0.0	\$0.0	\$32.2	
1131 Sueldos base al personal permanente	\$32.2	\$0.0	\$0.0	\$0.0	\$0.0	\$0.0	\$0.0	\$0.0	\$0.0	\$0.0	\$0.0	\$0.0	\$0.0	\$0.0	\$0.0	\$32.2	
1200 REMUNERACIONES AL PERSONAL...	\$170.2	\$44.7	\$0.0	\$1.0	\$0.0	\$0.0	\$0.0	\$0.0	\$0.0	\$0.0	\$0.0	\$0.0	\$0.0	\$0.0	\$0.0	\$66.0	
1220 Sueldos base al personal eventual	\$170.2	\$44.7	\$0.0	\$1.0	\$0.0	\$0.0	\$0.0	\$0.0	\$0.0	\$0.0	\$0.0	\$0.0	\$0.0	\$0.0	\$0.0	\$66.0	
1221 Sueldos base al personal eventual	\$170.2	\$44.7	\$0.0	\$1.0	\$0.0	\$0.0	\$0.0	\$0.0	\$0.0	\$0.0	\$0.0	\$0.0	\$0.0	\$0.0	\$0.0	\$66.0	
1300 REMUNERACIONES ADICIONALES Y...	\$59.7	\$0.5	\$0.0	\$0.0	\$0.0	\$0.0	\$0.0	\$0.0	\$0.0	\$0.0	\$0.0	\$0.0	\$0.0	\$0.0	\$0.0	\$59.7	
1320 Primas de vacaciones, dominical y grat...	\$59.7	\$0.5	\$0.0	\$0.0	\$0.0	\$0.0	\$0.0	\$0.0	\$0.0	\$0.0	\$0.0	\$0.0	\$0.0	\$0.0	\$0.0	\$59.7	
1321 Primas de vacaciones, dominical y grat...	\$59.7	\$0.5	\$0.0	\$0.0	\$0.0	\$0.0	\$0.0	\$0.0	\$0.0	\$0.0	\$0.0	\$0.0	\$0.0	\$0.0	\$0.0	\$59.7	
1500 OTRAS PRESTACIONES SOCIALES Y...	\$3,218.8	\$829.8	\$94.1	\$144.4	\$121.6	\$198.3	\$108.9	\$173.5	\$91.4	\$0.0	\$0.0	\$0.0	\$0.0	\$0.0	\$0.0	\$2,507.2	
1510 Cuotas para el fondo de ahorro y fond...	\$18.8	\$0.0	\$0.0	\$0.0	\$0.0	\$0.0	\$0.0	\$0.0	\$0.0	\$0.0	\$0.0	\$0.0	\$0.0	\$0.0	\$0.0	\$18.8	
1511 Cuotas para el fondo de ahorro y fond...	\$18.8	\$0.0	\$0.0	\$0.0	\$0.0	\$0.0	\$0.0	\$0.0	\$0.0	\$0.0	\$0.0	\$0.0	\$0.0	\$0.0	\$0.0	\$18.8	
1520 Indemnizaciones	\$1,500.0	\$771.4	\$0.0	\$0.0	\$0.0	\$0.0	\$0.0	\$0.0	\$0.0	\$0.0	\$0.0	\$0.0	\$0.0	\$0.0	\$0.0	\$1,500.0	
1521 Indemnizaciones	\$1,500.0	\$771.4	\$0.0	\$0.0	\$0.0	\$0.0	\$0.0	\$0.0	\$0.0	\$0.0	\$0.0	\$0.0	\$0.0	\$0.0	\$0.0	\$1,500.0	
1540 Prestaciones contractuales	\$1,700.0	\$58.4	\$94.1	\$14.4	\$121.6	\$198.3	\$108.9	\$173.5	\$91.4	\$0.0	\$0.0	\$0.0	\$0.0	\$0.0	\$0.0	\$1,552.2	
1541 Prestaciones contractuales	\$1,700.0	\$58.4	\$94.1	\$14.4	\$121.6	\$198.3	\$108.9	\$173.5	\$91.4	\$0.0	\$0.0	\$0.0	\$0.0	\$0.0	\$0.0	\$1,552.2	
2000 MATERIALES Y SUMINISTROS	\$15,935.5	\$565.0	\$2,721.5	\$1,688.3	\$1,509.0	\$1,235.4	\$1,342.8	\$1,604.7	\$480.4	\$0.0	\$0.0	\$0.0	\$0.0	\$0.0	\$0.0	\$13,634.1	
2100 MATERIALES DE ADMINISTRACIÓN...	\$1,700.0	\$76.1	\$69.9	\$197.1	\$96.8	\$44.5	\$93.2	\$72.6	\$21.2	\$0.0	\$0.0	\$0.0	\$0.0	\$0.0	\$0.0	\$826.5	
2110 Materiales, útiles y equipos menores d...	\$700.0	\$71.8	\$46.7	\$103.8	\$68.1	\$13.7	\$64.9	\$33.1	\$10.0	\$0.0	\$0.0	\$0.0	\$0.0	\$0.0	\$0.0	\$205.7	
2111 Materiales, útiles y equipos menores d...	\$700.0	\$71.8	\$46.7	\$103.8	\$68.1	\$13.7	\$64.9	\$33.1	\$10.0	\$0.0	\$0.0	\$0.0	\$0.0	\$0.0	\$0.0	\$205.7	
2140 Materiales, útiles y equipos menores d...	\$500.0	\$2.9	\$9.6	\$12.9	\$17.3	\$26.8	\$24.0	\$15.6	\$1.4	\$0.0	\$0.0	\$0.0	\$0.0	\$0.0	\$0.0	\$315.6	
2141 Materiales, útiles y equipos menores d...	\$500.0	\$2.9	\$9.6	\$12.9	\$17.3	\$26.8	\$24.0	\$15.6	\$1.4	\$0.0	\$0.0	\$0.0	\$0.0	\$0.0	\$0.0	\$315.6	
2160 Material de limpieza	\$500.0	\$1.4	\$13.5	\$80.3	\$11.2	\$3.9	\$4.2	\$23.8	\$9.7	\$0.0	\$0.0	\$0.0	\$0.0	\$0.0	\$0.0	\$350.0	
2161 Material de limpieza	\$500.0	\$1.4	\$13.5	\$80.3	\$11.2	\$3.9	\$4.2	\$23.8	\$9.7	\$0.0	\$0.0	\$0.0	\$0.0	\$0.0	\$0.0	\$350.0	
2200 ALIMENTOS Y UTENSILIOS	\$1,406.5	\$38.2	\$140.5	\$179.5	\$594.0	\$253.8	\$131.1	\$259.5	\$395.2	\$0.0	\$0.0	\$0.0	\$0.0	\$0.0	\$0.0	\$1,956.9	
2210 Productos alimenticios para personas	\$1,391.5	\$38.2	\$140.3	\$179.5	\$594.0	\$253.6	\$131.0	\$259.5	\$395.2	\$0.0	\$0.0	\$0.0	\$0.0	\$0.0	\$0.0	\$1,956.9	
2211 Productos alimenticios para personas	\$1,391.5	\$38.2	\$140.3	\$179.5	\$594.0	\$253.6	\$131.0	\$259.5	\$395.2	\$0.0	\$0.0	\$0.0	\$0.0	\$0.0	\$0.0	\$1,956.9	
2230 Utensilios para el servicio de alimentac...	\$15.0	\$0.0	\$0.1	\$0.0	\$0.0	\$0.2	\$0.1	\$0.0	\$0.0	\$0.0	\$0.0	\$0.0	\$0.0	\$0.0	\$0.0	\$15.0	
2231 Utensilios para el servicio de alimentac...	\$15.0	\$0.0	\$0.1	\$0.0	\$0.0	\$0.2	\$0.1	\$0.0	\$0.0	\$0.0	\$0.0	\$0.0	\$0.0	\$0.0	\$0.0	\$15.0	
2300 MATERIAS PRIMAS Y MATERIALES D...	\$15.0	\$0.0	\$6.0	\$0.0	\$0.0	\$0.0	\$0.0	\$0.0	\$0.0	\$0.0	\$0.0	\$0.0	\$0.0	\$0.0	\$0.0	\$6.0	
2340 Combustibles, lubricantes, aditivos, car...	\$15.0	\$0.0	\$6.0	\$0.0	\$0.0	\$0.0	\$0.0	\$0.0	\$0.0	\$0.0	\$0.0	\$0.0	\$0.0	\$0.0	\$0.0	\$6.0	
2341 Combustibles, lubricantes, aditivos, car...	\$15.0	\$0.0	\$6.0	\$0.0	\$0.0	\$0.0	\$0.0	\$0.0	\$0.0	\$0.0	\$0.0	\$0.0	\$0.0	\$0.0	\$0.0	\$6.0	
2400 MATERIALES Y ARTICULOS DE CON...	\$2,409.0	\$52.0	\$1,158.6	\$129.6	\$73.2	\$35.7	\$32.8	\$7.4	\$25.1	\$0.0	\$0.0	\$0.0	\$0.0	\$0.0	\$0.0	\$1,956.9	
2410 Productos minerales no metálicos	\$200.0	\$16.6	\$0.0	\$2.6	\$0.0	\$0.0	\$36.9	\$0.0	\$0.8	\$0.0	\$0.0	\$0.0	\$0.0	\$0.0	\$0.0	\$140.9	
2411 Productos minerales no metálicos	\$200.0	\$16.6	\$0.0	\$2.6	\$0.0	\$0.0	\$36.9	\$0.0	\$0.8	\$0.0	\$0.0	\$0.0	\$0.0	\$0.0	\$0.0	\$140.9	
2420 Cemento y productos de concreto	\$400.0	\$7.2	\$15.8	\$1.7	\$0.0	\$0.0	\$78.2	\$0.0	\$0.5	\$0.0	\$0.0	\$0.0	\$0.0	\$0.0	\$0.0	\$293.6	
2421 Cemento y productos de concreto	\$400.0	\$7.2	\$15.8	\$1.7	\$0.0	\$0.0	\$78.2	\$0.0	\$0.5	\$0.0	\$0.0	\$0.0	\$0.0	\$0.0	\$0.0	\$293.6	



MUNICIPIO DE TEPEJI DEL RÍO DE OCAMPO
HIDALGO
Analfítico Mensual de Egresos Pagados por Fuente de Financiamiento al 30/sep./2021
(Cuentas con Movimientos)
(Cifras en miles de pesos)

Objeto del Gasto	Presupuesto Vigente	Ene	Feb	Mar	Abr	May	Jun	Jul	Ago	Sep	Oct	Nov	Dic	Total	Diferencia (Vigente - Total)
2430	Cal. yeso y productos de yeso	\$4.4	\$0.0	\$0.0	\$0.0	\$0.3	\$3.4	\$0.0	\$2.6	\$0.0	\$0.0	\$0.0	\$0.0	\$10.8	\$9.1
2431	Cal. yeso y productos de yeso	\$4.4	\$0.0	\$0.0	\$0.0	\$0.3	\$3.4	\$0.0	\$2.6	\$0.0	\$0.0	\$0.0	\$0.0	\$10.8	\$9.1
2440	Madera y productos de madera	\$20.0	\$1.0	\$0.8	\$4.7	\$0.0	\$0.0	\$0.0	\$0.0	\$0.0	\$0.0	\$0.0	\$0.0	\$6.6	\$13.3
2441	Madera y productos de madera	\$20.0	\$1.0	\$0.8	\$4.7	\$0.0	\$0.0	\$0.0	\$0.0	\$0.0	\$0.0	\$0.0	\$0.0	\$6.6	\$13.3
2450	Vidrio y productos de vidrio	\$10.0	\$0.0	\$2.4	\$0.0	\$0.0	\$0.0	\$0.0	\$0.0	\$0.0	\$0.0	\$0.0	\$0.0	\$2.4	\$7.5
2451	Vidrio y productos de vidrio	\$10.0	\$0.0	\$2.4	\$0.0	\$0.0	\$0.0	\$0.0	\$0.0	\$0.0	\$0.0	\$0.0	\$0.0	\$2.4	\$7.5
2460	Material eléctrico y electrónico	\$1,200.0	\$8.4	\$1,105.2	\$1.2	\$31.1	\$4.3	\$15.6	\$39.3	\$5.9	\$0.0	\$0.0	\$0.0	\$1,224.8	-\$24.8
2461	Material eléctrico y electrónico	\$1,200.0	\$8.4	\$1,105.2	\$1.2	\$31.1	\$4.3	\$15.6	\$39.3	\$5.9	\$0.0	\$0.0	\$0.0	\$1,224.8	-\$24.8
2470	Artículos metálicos para la construcción	\$200.0	\$6.9	\$0.0	\$0.0	\$0.0	\$0.0	\$30.0	\$0.0	\$0.3	\$0.0	\$0.0	\$0.0	\$37.4	\$162.5
2471	Artículos metálicos para la construcción	\$200.0	\$6.9	\$0.0	\$0.0	\$0.0	\$0.0	\$30.0	\$0.0	\$0.3	\$0.0	\$0.0	\$0.0	\$37.4	\$162.5
2480	Materiales complementarios	\$0.0	\$0.0	\$0.0	\$0.0	\$0.0	\$20.5	\$0.0	\$0.0	\$0.0	\$0.0	\$0.0	\$0.0	\$20.5	-\$20.5
2481	Materiales complementarios	\$0.0	\$0.0	\$0.0	\$0.0	\$0.0	\$20.5	\$0.0	\$0.0	\$0.0	\$0.0	\$0.0	\$0.0	\$20.5	-\$20.5
2490	Otros materiales y artículos de constru...	\$359.0	\$99.0	\$34.1	\$119.3	\$41.8	\$7.3	\$160.9	\$15.4	\$17.4	\$0.0	\$0.0	\$0.0	\$488.7	-\$129.7
2491	Otros materiales y artículos de constru...	\$359.0	\$99.0	\$34.1	\$119.3	\$41.8	\$7.3	\$160.9	\$15.4	\$17.4	\$0.0	\$0.0	\$0.0	\$488.7	-\$129.7
2500	PRODUCTOS QUÍMICOS, FARMACÉU...	\$5,700.0	\$1,262.3	\$400.5	\$938.2	\$608.6	\$303.9	\$727.7	\$671.9	\$7.9	\$0.0	\$0.0	\$0.0	\$5,129.2	\$570.7
2530	Medicinas y productos farmacéuticos	\$4,200.0	\$543.5	\$399.1	\$324.1	\$262.5	\$295.3	\$361.5	\$266.4	\$0.0	\$0.0	\$0.0	\$0.0	\$2,631.1	\$1,568.8
2531	Medicinas y productos farmacéuticos	\$4,200.0	\$543.5	\$399.1	\$324.1	\$262.5	\$295.3	\$361.5	\$266.4	\$0.0	\$0.0	\$0.0	\$0.0	\$2,631.1	\$1,568.8
2540	Materiales, accesorios y suministros m...	\$1,500.0	\$718.8	\$11.4	\$614.1	\$346.1	\$8.6	\$366.1	\$349.8	\$7.9	\$0.0	\$0.0	\$0.0	\$2,442.4	-\$942.4
2541	Materiales, accesorios y suministros m...	\$1,500.0	\$718.8	\$11.4	\$614.1	\$346.1	\$8.6	\$366.1	\$349.8	\$7.9	\$0.0	\$0.0	\$0.0	\$2,442.4	-\$942.4
2590	Otros productos químicos	\$0.0	\$0.0	\$0.0	\$0.0	\$0.0	\$0.0	\$0.0	\$55.6	\$0.0	\$0.0	\$0.0	\$0.0	\$55.6	-\$55.6
2591	Otros productos químicos	\$0.0	\$0.0	\$0.0	\$0.0	\$0.0	\$0.0	\$0.0	\$55.6	\$0.0	\$0.0	\$0.0	\$0.0	\$55.6	-\$55.6
2600	COMBUSTIBLES, LUBRICANTES Y A...	\$171.0	\$795.6	\$795.8	\$53.3	\$3.6	\$2.1	\$1.7	\$3.4	\$0.5	\$0.0	\$0.0	\$0.0	\$1,827.3	\$172.6
2510	Combustibles, lubricantes y aditivos	\$171.0	\$795.6	\$795.8	\$53.3	\$3.6	\$2.1	\$1.7	\$3.4	\$0.5	\$0.0	\$0.0	\$0.0	\$1,827.3	\$172.6
2611	Combustibles, lubricantes y aditivos	\$171.0	\$795.6	\$795.8	\$53.3	\$3.6	\$2.1	\$1.7	\$3.4	\$0.5	\$0.0	\$0.0	\$0.0	\$1,827.3	\$172.6
2700	VESTUARIO, BLANCOS, PRENDAS D...	\$0.9	\$33.0	\$12.5	\$18.1	\$76.7	\$513.0	\$21.9	\$456.7	\$0.0	\$0.0	\$0.0	\$0.0	\$1,133.2	\$251.7
2710	Vestuario y uniformes	\$1,000.0	\$22.8	\$5.9	\$17.7	\$33.7	\$510.2	\$4.6	\$455.4	\$0.0	\$0.0	\$0.0	\$0.0	\$1,051.5	-\$51.5
2711	Vestuario y uniformes	\$1,000.0	\$22.8	\$5.9	\$17.7	\$33.7	\$510.2	\$4.6	\$455.4	\$0.0	\$0.0	\$0.0	\$0.0	\$1,051.5	-\$51.5
2720	Prendas de seguridad y protección per...	\$200.0	\$0.0	\$6.5	\$0.0	\$28.9	\$1.8	\$14.1	\$0.0	\$0.0	\$0.0	\$0.0	\$0.0	\$58.7	\$141.2
2721	Prendas de seguridad y protección per...	\$200.0	\$0.0	\$6.5	\$0.0	\$28.9	\$1.8	\$14.1	\$0.0	\$0.0	\$0.0	\$0.0	\$0.0	\$58.7	\$141.2
2730	Artículos deportivos	\$175.0	\$0.0	\$0.0	\$0.0	\$13.9	\$0.7	\$0.0	\$1.3	\$0.0	\$0.0	\$0.0	\$0.0	\$16.1	\$158.8
2731	Artículos deportivos	\$175.0	\$0.0	\$0.0	\$0.0	\$13.9	\$0.7	\$0.0	\$1.3	\$0.0	\$0.0	\$0.0	\$0.0	\$16.1	\$158.8
2740	Productos textiles	\$0.0	\$0.0	\$0.0	\$0.4	\$0.0	\$0.2	\$0.0	\$0.0	\$0.0	\$0.0	\$0.0	\$0.0	\$0.6	-\$0.6
2741	Productos textiles	\$0.0	\$0.0	\$0.0	\$0.4	\$0.0	\$0.2	\$0.0	\$0.0	\$0.0	\$0.0	\$0.0	\$0.0	\$0.6	-\$0.6
2750	Blancos y otros productos textiles, exc...	\$10.0	\$0.0	\$2.9	\$0.0	\$0.0	\$0.0	\$3.2	\$0.0	\$0.0	\$0.0	\$0.0	\$0.0	\$6.1	\$3.8
2751	Blancos y otros productos textiles, exc...	\$10.0	\$0.0	\$2.9	\$0.0	\$0.0	\$0.0	\$3.2	\$0.0	\$0.0	\$0.0	\$0.0	\$0.0	\$6.1	\$3.8
2800	MATERIALES Y SUMINISTROS PARA...	\$10.0	\$0.0	\$0.0	\$0.0	\$0.0	\$0.0	\$0.0	\$0.0	\$0.0	\$0.0	\$0.0	\$0.0	\$0.0	\$10.0
2820	Materiales de seguridad publica	\$10.0	\$0.0	\$0.0	\$0.0	\$0.0	\$0.0	\$0.0	\$0.0	\$0.0	\$0.0	\$0.0	\$0.0	\$0.0	\$10.0
2821	Materiales de seguridad publica	\$10.0	\$0.0	\$0.0	\$0.0	\$0.0	\$0.0	\$0.0	\$0.0	\$0.0	\$0.0	\$0.0	\$0.0	\$0.0	\$10.0
2900	HERRAMIENTAS, REFACCIONES Y A...	\$1,310.0	\$64.6	\$137.3	\$172.2	\$55.8	\$82.9	\$43.1	\$82.9	\$30.2	\$0.0	\$0.0	\$0.0	\$687.6	\$622.3
2910	Herramientas menores	\$200.0	\$47.8	\$32.0	\$0.0	\$7.4	\$35.7	\$10.6	\$63.9	\$20.9	\$0.0	\$0.0	\$0.0	\$230.3	-\$30.3



MUNICIPIO DE TEPEJI DEL RÍO DE OCAMPO HIDALGO

Analítico Mensual de Egresos Pagados por Fuente de Financiamiento al 30/sep./2021 (Cuentas con Movimientos)

(Cifras en miles de pesos)

Objeto del Gasto	Presupuesto Vigente	Ene	Feb	Mar	Abr	May	Jun	Jul	Ago	Sep	Oct	Nov	Dic	Total	Diferencia (Vigente - Total)
2911 Herramientas menores	\$200.0	\$11.6	\$47.8	\$32.0	\$0.0	\$7.4	\$35.7	\$10.6	\$63.9	\$20.9	\$0.0	\$0.0	\$0.0	\$230.3	-\$30.3
2920 Refacciones y accesorios menores de...	\$30.0	\$0.2	\$5.4	\$0.8	\$0.1	\$2.2	\$1.4	\$5.9	\$4.7	\$0.3	\$0.0	\$0.0	\$0.0	\$21.3	\$8.6
2921 Refacciones y accesorios menores de...	\$30.0	\$0.2	\$5.4	\$0.8	\$0.1	\$2.2	\$1.4	\$5.9	\$4.7	\$0.3	\$0.0	\$0.0	\$0.0	\$21.3	\$8.6
2940 Refacciones y accesorios menores de...	\$70.0	\$0.4	\$2.8	\$31.2	\$39.4	\$5.9	\$2.7	\$7.5	\$0.3	\$0.1	\$0.0	\$0.0	\$0.0	\$90.6	-\$20.6
2941 Refacciones y accesorios menores de...	\$70.0	\$0.4	\$2.8	\$31.2	\$39.4	\$5.9	\$2.7	\$7.5	\$0.3	\$0.1	\$0.0	\$0.0	\$0.0	\$90.6	-\$20.6
2960 Refacciones y accesorios menores de...	\$1,000.0	\$6.6	\$8.4	\$64.4	\$132.7	\$40.1	\$42.1	\$19.0	\$5.0	\$0.0	\$0.0	\$0.0	\$0.0	\$318.7	\$681.2
2961 Refacciones y accesorios menores de...	\$1,000.0	\$6.6	\$8.4	\$64.4	\$132.7	\$40.1	\$42.1	\$19.0	\$5.0	\$0.0	\$0.0	\$0.0	\$0.0	\$318.7	\$681.2
2980 Refacciones y accesorios menores de...	\$0.0	\$0.0	\$0.0	\$0.0	\$0.0	\$0.0	\$0.0	\$0.0	\$8.8	\$8.8	\$0.0	\$0.0	\$0.0	\$17.6	-\$17.6
2981 Refacciones y accesorios menores de...	\$0.0	\$0.0	\$0.0	\$0.0	\$0.0	\$0.0	\$0.0	\$0.0	\$8.8	\$8.8	\$0.0	\$0.0	\$0.0	\$17.6	-\$17.6
2990 Refacciones y accesorios menores otr...	\$10.0	\$0.0	\$0.0	\$8.8	\$0.0	\$0.0	\$0.0	\$0.0	\$0.0	\$0.0	\$0.0	\$0.0	\$0.0	\$8.8	\$1.1
2991 Refacciones y accesorios menores otr...	\$10.0	\$0.0	\$0.0	\$8.8	\$0.0	\$0.0	\$0.0	\$0.0	\$0.0	\$0.0	\$0.0	\$0.0	\$0.0	\$8.8	\$1.1
3000 SERVICIOS GENERALES	\$22,186.5	\$1,639.7	\$1,588.4	\$1,968.5	\$1,384.0	\$2,493.0	\$1,069.9	\$1,806.6	\$1,651.7	\$1,695.7	\$0.0	\$0.0	\$0.0	\$15,291.9	\$6,894.6
3100 SERVICIOS BASICOS	\$6,464.0	\$568.4	\$480.3	\$516.8	\$391.4	\$457.9	\$49.5	\$455.5	\$879.5	\$491.9	\$0.0	\$0.0	\$0.0	\$4,291.7	\$2,172.2
3110 Energía eléctrica	\$5,400.0	\$495.4	\$398.8	\$422.2	\$317.6	\$419.2	\$0.0	\$415.1	\$806.6	\$418.2	\$0.0	\$0.0	\$0.0	\$3,693.6	\$1,706.3
3111 Energía eléctrica	\$5,400.0	\$495.4	\$398.8	\$422.2	\$317.6	\$419.2	\$0.0	\$415.1	\$806.6	\$418.2	\$0.0	\$0.0	\$0.0	\$3,693.6	\$1,706.3
3120 Gas	\$600.0	\$0.0	\$20.2	\$17.2	\$29.6	\$0.0	\$0.0	\$0.0	\$31.1	\$35.6	\$0.0	\$0.0	\$0.0	\$134.0	\$465.9
3121 Gas	\$600.0	\$0.0	\$20.2	\$17.2	\$29.6	\$0.0	\$0.0	\$0.0	\$31.1	\$35.6	\$0.0	\$0.0	\$0.0	\$134.0	\$465.9
3130 Agua	\$2.0	\$0.3	\$0.1	\$0.1	\$0.1	\$0.1	\$0.1	\$0.1	\$0.3	\$0.0	\$0.0	\$0.0	\$0.0	\$1.2	\$0.8
3131 Agua	\$2.0	\$0.3	\$0.1	\$0.1	\$0.1	\$0.1	\$0.1	\$0.1	\$0.3	\$0.0	\$0.0	\$0.0	\$0.0	\$1.2	\$0.8
3140 Telefonía tradicional	\$350.0	\$29.9	\$22.7	\$56.4	\$28.8	\$28.2	\$29.1	\$28.0	\$28.5	\$27.9	\$0.0	\$0.0	\$0.0	\$279.9	\$70.0
3141 Telefonía tradicional	\$350.0	\$29.9	\$22.7	\$56.4	\$28.8	\$28.2	\$29.1	\$28.0	\$28.5	\$27.9	\$0.0	\$0.0	\$0.0	\$279.9	\$70.0
3170 Servicios de acceso de Internet, redes...	\$110.0	\$42.6	\$38.3	\$20.5	\$14.8	\$10.2	\$20.2	\$12.2	\$12.7	\$10.1	\$0.0	\$0.0	\$0.0	\$182.1	-\$72.1
3171 Servicios de acceso de Internet, redes...	\$110.0	\$42.6	\$38.3	\$20.5	\$14.8	\$10.2	\$20.2	\$12.2	\$12.7	\$10.1	\$0.0	\$0.0	\$0.0	\$182.1	-\$72.1
3180 Servicios postales y telegráficos	\$2.0	\$0.0	\$0.0	\$0.3	\$0.3	\$0.0	\$0.0	\$0.0	\$0.0	\$0.0	\$0.0	\$0.0	\$0.0	\$0.6	\$1.3
3181 Servicios postales y telegráficos	\$2.0	\$0.0	\$0.0	\$0.3	\$0.3	\$0.0	\$0.0	\$0.0	\$0.0	\$0.0	\$0.0	\$0.0	\$0.0	\$0.6	\$1.3
3200 SERVICIOS DE ARRENDAMIENTO	\$3,470.0	\$76.2	\$107.8	\$171.0	\$224.0	\$250.1	\$216.5	\$258.4	\$170.9	\$516.4	\$0.0	\$0.0	\$0.0	\$1,992.6	\$1,477.3
3220 Arrendamiento de edificios	\$170.0	\$0.0	\$0.0	\$30.1	\$75.4	\$30.1	\$30.1	\$30.1	\$57.5	\$30.1	\$0.0	\$0.0	\$0.0	\$283.7	-\$113.7
3250 Arrendamiento de equipo de transporte	\$1,300.0	\$0.0	\$0.0	\$0.0	\$34.8	\$11.3	\$0.0	\$0.0	\$8.7	\$0.0	\$0.0	\$0.0	\$0.0	\$54.8	\$1,245.1
3251 Arrendamiento de equipo de transporte	\$1,300.0	\$0.0	\$0.0	\$0.0	\$34.8	\$11.3	\$0.0	\$0.0	\$8.7	\$0.0	\$0.0	\$0.0	\$0.0	\$54.8	\$1,245.1
3260 Arrendamiento de maquinaria, otros eq...	\$1,000.0	\$63.8	\$63.8	\$63.8	\$63.8	\$63.8	\$63.8	\$133.4	\$63.8	\$0.0	\$0.0	\$0.0	\$0.0	\$560.0	\$420.0
3261 Arrendamiento de maquinaria, otros eq...	\$1,000.0	\$63.8	\$63.8	\$63.8	\$63.8	\$63.8	\$63.8	\$133.4	\$63.8	\$0.0	\$0.0	\$0.0	\$0.0	\$560.0	\$420.0
3290 Otros arrendamientos	\$1,000.0	\$12.4	\$44.0	\$77.0	\$50.0	\$144.8	\$122.5	\$95.8	\$40.9	\$486.2	\$0.0	\$0.0	\$0.0	\$1,074.0	-\$74.0
3291 Otros arrendamientos	\$1,000.0	\$12.4	\$44.0	\$77.0	\$50.0	\$144.8	\$122.5	\$95.8	\$40.9	\$486.2	\$0.0	\$0.0	\$0.0	\$1,074.0	-\$74.0
3300 SERVICIOS PROFESIONALES, OIENT...	\$2,872.5	\$65.4	\$500.4	\$469.7	\$251.5	\$141.2	\$110.8	\$290.0	\$157.7	\$132.8	\$0.0	\$0.0	\$0.0	\$2,119.9	\$752.5
3310 Servicios legales, de contabilidad, audi...	\$587.7	\$0.0	\$433.7	\$153.9	\$0.0	\$0.8	\$0.0	\$44.6	\$0.0	\$0.0	\$0.0	\$0.0	\$0.0	\$633.1	-\$45.4
3311 Servicios legales, de contabilidad, audi...	\$587.7	\$0.0	\$433.7	\$153.9	\$0.0	\$0.8	\$0.0	\$44.6	\$0.0	\$0.0	\$0.0	\$0.0	\$0.0	\$633.1	-\$45.4
3330 Servicios de consultoría administrativa...	\$34.8	\$0.0	\$0.0	\$31.9	\$0.0	\$0.0	\$0.0	\$0.0	\$0.0	\$0.0	\$0.0	\$0.0	\$0.0	\$31.9	\$2.9
3331 Servicios de consultoría administrativa...	\$34.8	\$0.0	\$0.0	\$31.9	\$0.0	\$0.0	\$0.0	\$0.0	\$0.0	\$0.0	\$0.0	\$0.0	\$0.0	\$31.9	\$2.9
3340 Servicios de capacitación	\$50.0	\$0.0	\$0.0	\$8.7	\$10.4	\$0.0	\$0.0	\$37.1	\$24.8	\$0.0	\$0.0	\$0.0	\$0.0	\$81.1	-\$31.1



MUNICIPIO DE TEPEJI DEL RÍO DE OCAMPO HIDALGO

Analítico Mensual de Egresos Pagados por Fuente de Financiamiento al 30/sep./2021

(Cuentas con Movimientos)

Fecha y hora de Impresión | 06/oct./2021
04:05 p. m.

Objeto del Gasto	Presupuesto Vigente	Ene	Feb	Mar	Abr	May	Jun	Jul	Ago	Sep	Oct	Nov	Dic	Total	Diferencia (Vigente - Total)
3341 Servicios de capacitación	\$50.0	\$0.0	\$0.0	\$8.7	\$10.4	\$0.0	\$0.0	\$37.1	\$24.8	\$0.0	\$0.0	\$0.0	\$0.0	\$81.1	-\$31.1
3360 Servicios de apoyo administrativo, trad...	\$2,200.0	\$65.4	\$66.7	\$275.1	\$241.1	\$140.4	\$110.8	\$206.8	\$132.9	\$132.8	\$0.0	\$0.0	\$0.0	\$1,372.3	\$827.6
3361 Servicios de apoyo administrativo, foto...	\$2,200.0	\$65.4	\$66.7	\$275.1	\$241.1	\$140.4	\$110.8	\$206.8	\$132.9	\$132.8	\$0.0	\$0.0	\$0.0	\$1,372.3	\$827.6
3390 Servicios profesionales, científicos y té...	\$0.0	\$0.0	\$0.0	\$0.0	\$0.0	\$0.0	\$0.0	\$1.4	\$0.0	\$0.0	\$0.0	\$0.0	\$0.0	\$1.4	-\$1.4
3391 Servicios profesionales, científicos y té...	\$0.0	\$0.0	\$0.0	\$0.0	\$0.0	\$0.0	\$0.0	\$1.4	\$0.0	\$0.0	\$0.0	\$0.0	\$0.0	\$1.4	-\$1.4
3400 SERVICIOS FINANCIEROS, BANCARI...	\$500.0	\$17.5	\$13.1	\$5.6	\$14.8	\$4.8	\$2.0	\$3.0	\$70.7	\$0.5	\$0.0	\$0.0	\$0.0	\$132.3	\$367.6
3410 Servicios financieros y bancarios	\$50.0	\$17.5	\$13.1	\$5.6	\$14.8	\$4.8	\$2.0	\$3.0	\$70.7	\$0.5	\$0.0	\$0.0	\$0.0	\$132.3	\$367.6
3411 Servicios financieros y bancarios	\$50.0	\$17.5	\$13.1	\$5.6	\$14.8	\$4.8	\$2.0	\$3.0	\$70.7	\$0.5	\$0.0	\$0.0	\$0.0	\$132.3	\$367.6
3450 Seguro de bienes patrimoniales	\$250.0	\$0.0	\$0.0	\$0.0	\$0.0	\$0.0	\$0.0	\$0.0	\$52.2	\$0.0	\$0.0	\$0.0	\$0.0	\$52.2	\$197.7
3451 Seguro de bienes patrimoniales	\$250.0	\$0.0	\$0.0	\$0.0	\$0.0	\$0.0	\$0.0	\$0.0	\$52.2	\$0.0	\$0.0	\$0.0	\$0.0	\$52.2	\$197.7
3470 Fletes y maniobras	\$200.0	\$0.0	\$0.0	\$0.0	\$11.6	\$0.0	\$0.0	\$0.0	\$17.4	\$0.0	\$0.0	\$0.0	\$0.0	\$29.0	\$171.0
3471 Fletes y maniobras	\$200.0	\$0.0	\$0.0	\$0.0	\$11.6	\$0.0	\$0.0	\$0.0	\$17.4	\$0.0	\$0.0	\$0.0	\$0.0	\$29.0	\$171.0
3500 SERVICIOS DE INSTALACIÓN, REPA...	\$2,765.0	\$382.4	\$101.8	\$308.4	\$37.8	\$127.4	\$16.7	\$28.6	\$75.4	\$2.5	\$0.0	\$0.0	\$0.0	\$1,581.4	\$1,183.5
3510 Conservación y mantenimiento menor...	\$400.0	\$247.1	\$28.7	\$9.8	\$28.5	\$125.0	\$12.3	\$119.4	\$72.7	\$0.3	\$0.0	\$0.0	\$0.0	\$644.3	-\$244.3
3511 Conservación y mantenimiento menor...	\$400.0	\$247.1	\$28.7	\$9.8	\$28.5	\$125.0	\$12.3	\$119.4	\$72.7	\$0.3	\$0.0	\$0.0	\$0.0	\$644.3	-\$244.3
3520 Instalación, reparación y mantenimient...	\$100.0	\$13.8	\$0.0	\$81.0	\$0.0	\$0.0	\$0.0	\$54.0	\$0.0	\$0.0	\$0.0	\$0.0	\$0.0	\$148.8	-\$48.8
3521 Instalación, reparación y mantenimient...	\$100.0	\$13.8	\$0.0	\$81.0	\$0.0	\$0.0	\$0.0	\$54.0	\$0.0	\$0.0	\$0.0	\$0.0	\$0.0	\$148.8	-\$48.8
3530 Instalación, reparación y mantenimient...	\$150.0	\$7.5	\$0.0	\$0.0	\$0.0	\$0.0	\$0.0	\$0.0	\$0.0	\$0.0	\$0.0	\$0.0	\$0.0	\$7.5	\$142.5
3531 Instalación, reparación y mantenimient...	\$150.0	\$7.5	\$0.0	\$0.0	\$0.0	\$0.0	\$0.0	\$0.0	\$0.0	\$0.0	\$0.0	\$0.0	\$0.0	\$7.5	\$142.5
3550 Reparación y mantenimiento de equip...	\$650.0	\$102.5	\$54.0	\$1.8	\$0.0	\$0.5	\$0.0	\$0.0	\$0.0	\$0.0	\$0.0	\$0.0	\$0.0	\$158.9	\$491.0
3551 Reparación y mantenimiento de equip...	\$650.0	\$102.5	\$54.0	\$1.8	\$0.0	\$0.5	\$0.0	\$0.0	\$0.0	\$0.0	\$0.0	\$0.0	\$0.0	\$158.9	\$491.0
3570 Instalación, reparación y mantenimient...	\$1,000.0	\$11.3	\$15.4	\$15.8	\$0.0	\$0.0	\$2.5	\$0.0	\$0.8	\$2.1	\$0.0	\$0.0	\$0.0	\$48.1	\$951.8
3571 Instalación, reparación y mantenimient...	\$1,000.0	\$11.3	\$15.4	\$15.8	\$0.0	\$0.0	\$2.5	\$0.0	\$0.8	\$2.1	\$0.0	\$0.0	\$0.0	\$48.1	\$951.8
3580 Servicios de limpieza y manejo de des...	\$0.0	\$0.0	\$0.0	\$0.0	\$0.0	\$0.0	\$0.0	\$348.0	\$0.0	\$0.0	\$0.0	\$0.0	\$0.0	\$348.0	-\$347.9
3581 Servicios de limpieza y manejo de des...	\$0.0	\$0.0	\$0.0	\$0.0	\$0.0	\$0.0	\$0.0	\$348.0	\$0.0	\$0.0	\$0.0	\$0.0	\$0.0	\$348.0	-\$347.9
3590 Servicios de jardinería y fumigación	\$600.0	\$0.0	\$3.6	\$199.9	\$9.2	\$1.8	\$1.8	\$7.1	\$1.8	\$0.0	\$0.0	\$0.0	\$0.0	\$225.5	\$374.4
3591 Servicios de jardinería y fumigación	\$600.0	\$0.0	\$3.6	\$199.9	\$9.2	\$1.8	\$1.8	\$7.1	\$1.8	\$0.0	\$0.0	\$0.0	\$0.0	\$225.5	\$374.4
3600 SERVICIOS DE COMUNICACIÓN SOC...	\$2,300.0	\$45.7	\$138.2	\$211.2	\$219.6	\$164.4	\$370.2	\$205.6	\$202.7	\$41.9	\$0.0	\$0.0	\$0.0	\$1,599.9	\$700.0
3610 Difusión por radio, televisión y otros m...	\$2,300.0	\$45.7	\$138.2	\$211.2	\$219.6	\$164.4	\$370.2	\$205.6	\$202.7	\$41.9	\$0.0	\$0.0	\$0.0	\$1,599.9	\$700.0
3611 Difusión por radio, televisión y otros m...	\$2,300.0	\$45.7	\$138.2	\$211.2	\$219.6	\$164.4	\$370.2	\$205.6	\$202.7	\$41.9	\$0.0	\$0.0	\$0.0	\$1,599.9	\$700.0
3700 SERVICIOS DE TRASLADOS Y VIAT...	\$400.0	\$19.5	\$23.1	\$24.2	\$27.5	\$20.8	\$23.4	\$28.0	\$31.9	\$8.2	\$0.0	\$0.0	\$0.0	\$207.1	\$192.8
3720 Pasajes terrestres	\$50.0	\$0.2	\$0.0	\$0.5	\$1.2	\$1.2	\$3.4	\$1.4	\$3.2	\$0.0	\$0.0	\$0.0	\$0.0	\$11.5	\$38.4
3721 Pasajes terrestres	\$50.0	\$0.2	\$0.0	\$0.5	\$1.2	\$1.2	\$3.4	\$1.4	\$3.2	\$0.0	\$0.0	\$0.0	\$0.0	\$11.5	\$38.4
3750 Váticos en el país	\$350.0	\$19.3	\$22.1	\$23.6	\$26.2	\$19.6	\$20.0	\$27.6	\$28.6	\$8.2	\$0.0	\$0.0	\$0.0	\$195.6	\$154.3
3751 Váticos en el país	\$350.0	\$19.3	\$22.1	\$23.6	\$26.2	\$19.6	\$20.0	\$27.6	\$28.6	\$8.2	\$0.0	\$0.0	\$0.0	\$195.6	\$154.3
3800 SERVICIOS OFICIALES	\$2,000.0	\$11.3	\$1.0	\$81.5	\$44.8	\$1,326.2	\$168.6	\$29.2	\$61.9	\$501.1	\$0.0	\$0.0	\$0.0	\$2,225.9	-\$225.9
3820 Gastos de orden social y cultural	\$2,000.0	\$11.3	\$1.0	\$81.5	\$44.8	\$1,326.2	\$168.6	\$29.2	\$61.9	\$501.1	\$0.0	\$0.0	\$0.0	\$2,225.9	-\$225.9
3821 Gastos de orden social y cultural	\$2,000.0	\$11.3	\$1.0	\$81.5	\$44.8	\$1,326.2	\$168.6	\$29.2	\$61.9	\$501.1	\$0.0	\$0.0	\$0.0	\$2,225.9	-\$225.9
3900 OTROS SERVICIOS GENERALES	\$1,414.9	\$452.9	\$232.2	\$179.8	\$172.1	\$0.0	\$111.8	\$0.0	\$0.6	\$0.0	\$0.0	\$0.0	\$0.0	\$1,140.6	\$274.3
3910 Servicios funerarios y de cementerios	\$80.0	\$0.0	\$42.1	\$0.0	\$0.0	\$0.0	\$0.0	\$0.0	\$0.6	\$0.0	\$0.0	\$0.0	\$0.0	\$42.1	\$37.7

MUNICIPIO DE TEPEJI DEL RÍO DE OCAMPO HIDALGO

Analítico Mensual de Egresos Pagados por Fuente de Financiamiento al 30/sep./2021 (Cuentas con Movimientos)

(Cifras en miles de pesos)

Fecha y hora de Impresión | 06/oct./2021
04:05 p. m.

Objeto del Gasto	Presupuesto Vigente	Ene												Dic	Total	Diferencia (Vigente - Total)
		Feb	Mar	Abr	May	Jun	Jul	Ago	Sep	Oct	Nov					
3911 Servicios funerarios y de cementerios	\$80.0	\$42.1	\$0.0	\$0.0	\$0.0	\$0.0	\$0.0	\$0.0	\$0.0	\$0.0	\$0.0	\$0.0	\$0.0	\$42.1	\$37.8	
3920 Impuestos y derechos	\$350.0	\$0.0	\$1.1	\$0.0	\$0.0	\$111.8	\$0.0	\$0.0	\$0.0	\$0.0	\$0.0	\$0.0	\$0.0	\$112.9	\$237.0	
3921 Impuestos y derechos	\$350.0	\$0.0	\$1.1	\$0.0	\$0.0	\$111.8	\$0.0	\$0.0	\$0.0	\$0.0	\$0.0	\$0.0	\$0.0	\$112.9	\$237.0	
3940 Sentencias y resoluciones por autoridad...	\$0.0	\$0.0	\$0.0	\$0.0	\$0.0	\$0.0	\$0.0	\$0.0	\$0.0	\$0.0	\$0.0	\$0.0	\$0.0	\$0.6	-\$0.6	
3941 Sentencias y resoluciones por autoridad...	\$0.0	\$0.0	\$0.0	\$0.0	\$0.0	\$0.0	\$0.0	\$0.0	\$0.0	\$0.0	\$0.0	\$0.0	\$0.0	\$0.6	-\$0.6	
3980 Impuesto sobre nóminas y otros que s...	\$984.9	\$181.1	\$178.7	\$172.1	\$0.0	\$0.0	\$0.0	\$0.0	\$0.0	\$0.0	\$0.0	\$0.0	\$0.0	\$984.9	\$0.0	
3981 Impuesto sobre nóminas y otros que s...	\$984.9	\$181.1	\$178.7	\$172.1	\$0.0	\$0.0	\$0.0	\$0.0	\$0.0	\$0.0	\$0.0	\$0.0	\$0.0	\$984.9	\$0.0	
4000 TRANSFERENCIAS, ASIGNACIONES...	\$2,285.9	\$26.6	\$120.7	\$406.9	\$208.8	\$238.4	\$251.0	\$0.0	\$0.0	\$0.0	\$0.0	\$0.0	\$0.0	\$2,448.8	-\$162.8	
4100 TRANSFERENCIAS INTERNAS Y ASI...	\$855.9	\$8.5	\$4.2	\$12.7	\$4.2	\$8.5	\$12.7	\$0.0	\$0.0	\$0.0	\$0.0	\$0.0	\$0.0	\$85.0	\$346.9	
4100 Asignaciones presupuestarias a Organ...	\$89.9	\$8.5	\$4.2	\$12.7	\$4.2	\$8.5	\$12.7	\$0.0	\$0.0	\$0.0	\$0.0	\$0.0	\$0.0	\$68.0	\$31.9	
4141 Asignaciones presupuestarias a Organ...	\$89.9	\$8.5	\$4.2	\$12.7	\$4.2	\$8.5	\$12.7	\$0.0	\$0.0	\$0.0	\$0.0	\$0.0	\$0.0	\$68.0	\$31.9	
4150 Transferencias internas otorgadas a en...	\$756.0	\$0.0	\$0.0	\$0.0	\$0.0	\$0.0	\$0.0	\$0.0	\$0.0	\$0.0	\$0.0	\$0.0	\$0.0	\$441.0	\$315.0	
4151 Transferencias internas otorgadas a en...	\$756.0	\$0.0	\$0.0	\$0.0	\$0.0	\$0.0	\$0.0	\$0.0	\$0.0	\$0.0	\$0.0	\$0.0	\$0.0	\$441.0	\$315.0	
4400 AYUDAS SOCIALES	\$1,429.9	\$18.1	\$116.4	\$394.2	\$204.5	\$229.9	\$238.3	\$290.3	\$438.1	\$0.0	\$0.0	\$0.0	\$0.0	\$1,839.8	-\$509.8	
4410 Ayudas sociales a personas	\$1,000.0	\$18.1	\$103.5	\$369.2	\$185.1	\$211.4	\$218.4	\$271.8	\$396.9	\$0.0	\$0.0	\$0.0	\$0.0	\$1,782.5	-\$782.5	
4411 Ayudas sociales a personas	\$1,000.0	\$18.1	\$103.5	\$369.2	\$185.1	\$211.4	\$218.4	\$271.8	\$396.9	\$0.0	\$0.0	\$0.0	\$0.0	\$1,782.5	-\$782.5	
4430 Ayudas sociales a instituciones de ens...	\$380.0	\$0.0	\$1.8	\$24.9	\$19.4	\$18.5	\$19.4	\$18.5	\$18.5	\$0.0	\$0.0	\$0.0	\$0.0	\$134.1	\$245.8	
4431 Ayudas sociales a instituciones de ens...	\$380.0	\$0.0	\$1.8	\$24.9	\$19.4	\$18.5	\$19.4	\$18.5	\$18.5	\$0.0	\$0.0	\$0.0	\$0.0	\$134.1	\$245.8	
4480 Ayudas por desastres naturales y otros...	\$49.9	\$0.0	\$0.0	\$0.0	\$0.0	\$0.0	\$0.4	\$0.0	\$22.7	\$0.0	\$0.0	\$0.0	\$0.0	\$23.1	\$26.8	
4481 Ayudas por desastres naturales y otros...	\$49.9	\$0.0	\$0.0	\$0.0	\$0.0	\$0.0	\$0.4	\$0.0	\$22.7	\$0.0	\$0.0	\$0.0	\$0.0	\$23.1	\$26.8	
5000 BIENES MUEBLES, INMUEBLES...	\$8,055.0	\$89.0	\$47.2	\$145.6	\$100.7	\$7,336.0	\$104.4	\$91.3	\$22.7	\$0.0	\$0.0	\$0.0	\$0.0	\$7,981.0	\$73.9	
5100 MOBILIARIO Y EQUIPO DE ADMINIST...	\$400.0	\$67.3	\$34.2	\$145.6	\$72.3	\$34.9	\$0.0	\$19.4	\$0.0	\$0.0	\$0.0	\$0.0	\$0.0	\$440.5	-\$40.5	
5110 Muebles de oficina y estantería	\$0.0	\$0.0	\$5.2	\$0.0	\$0.0	\$18.3	\$0.0	\$6.8	\$0.0	\$0.0	\$0.0	\$0.0	\$0.0	\$30.4	-\$30.4	
5111 Muebles de oficina y estantería	\$0.0	\$0.0	\$5.2	\$0.0	\$0.0	\$18.3	\$0.0	\$6.8	\$0.0	\$0.0	\$0.0	\$0.0	\$0.0	\$30.4	-\$30.4	
5150 Equipo de cómputo y de tecnologías d...	\$400.0	\$67.3	\$34.2	\$140.3	\$20.0	\$9.9	\$0.0	\$12.5	\$0.0	\$0.0	\$0.0	\$0.0	\$0.0	\$351.1	\$48.8	
5151 Equipo de cómputo y de tecnologías de...	\$400.0	\$67.3	\$34.2	\$140.3	\$20.0	\$9.9	\$0.0	\$12.5	\$0.0	\$0.0	\$0.0	\$0.0	\$0.0	\$351.1	\$48.8	
5190 Otros mobiliarios y equipos de adminis...	\$0.0	\$0.0	\$0.0	\$0.0	\$52.2	\$6.5	\$0.0	\$0.0	\$0.0	\$0.0	\$0.0	\$0.0	\$0.0	\$58.8	-\$58.8	
5191 Otros mobiliarios y equipos de adminis...	\$0.0	\$0.0	\$0.0	\$0.0	\$52.2	\$6.5	\$0.0	\$0.0	\$0.0	\$0.0	\$0.0	\$0.0	\$0.0	\$58.8	-\$58.8	
5200 MOBILIARIO Y EQUIPO EDUCACION...	\$30.0	\$21.6	\$0.0	\$0.0	\$0.0	\$0.0	\$0.0	\$0.0	\$0.0	\$0.0	\$0.0	\$0.0	\$0.0	\$21.6	\$8.3	
5210 Equipos y aparatos audiovisuales	\$30.0	\$21.6	\$0.0	\$0.0	\$0.0	\$0.0	\$0.0	\$0.0	\$0.0	\$0.0	\$0.0	\$0.0	\$0.0	\$21.6	\$8.3	
5211 Equipos y aparatos audiovisuales	\$30.0	\$21.6	\$0.0	\$0.0	\$0.0	\$0.0	\$0.0	\$0.0	\$0.0	\$0.0	\$0.0	\$0.0	\$0.0	\$21.6	\$8.3	
5400 VEHICULOS Y EQUIPO DE TRANSPOR...	\$2,399.9	\$0.0	\$0.0	\$0.0	\$0.0	\$2,356.0	\$0.0	\$0.0	\$0.0	\$0.0	\$0.0	\$0.0	\$0.0	\$2,356.0	\$43.9	
5410 Vehículos y equipo terrestre	\$2,399.9	\$0.0	\$0.0	\$0.0	\$0.0	\$2,356.0	\$0.0	\$0.0	\$0.0	\$0.0	\$0.0	\$0.0	\$0.0	\$2,356.0	\$43.9	
5411 Vehículos y equipo terrestre	\$2,399.9	\$0.0	\$0.0	\$0.0	\$0.0	\$2,356.0	\$0.0	\$0.0	\$0.0	\$0.0	\$0.0	\$0.0	\$0.0	\$2,356.0	\$43.9	
5600 MAQUINARIA, OTROS EQUIPOS Y H...	\$25.0	\$0.0	\$12.9	\$0.0	\$0.0	\$0.0	\$0.0	\$0.0	\$0.0	\$0.0	\$0.0	\$0.0	\$0.0	\$84.8	-\$59.8	
5670 Herramientas y máquinas-herramienta	\$25.0	\$0.0	\$12.9	\$0.0	\$0.0	\$0.0	\$0.0	\$0.0	\$0.0	\$0.0	\$0.0	\$0.0	\$0.0	\$12.9	-\$59.8	
5671 Herramientas y máquinas-herramienta	\$25.0	\$0.0	\$12.9	\$0.0	\$0.0	\$0.0	\$0.0	\$0.0	\$0.0	\$0.0	\$0.0	\$0.0	\$0.0	\$12.9	-\$59.8	
5690 Otros equipos	\$0.0	\$0.0	\$0.0	\$0.0	\$0.0	\$0.0	\$0.0	\$71.9	\$0.0	\$0.0	\$0.0	\$0.0	\$0.0	\$71.9	\$0.0	
5691 Otros equipos	\$0.0	\$0.0	\$0.0	\$0.0	\$0.0	\$0.0	\$0.0	\$71.9	\$0.0	\$0.0	\$0.0	\$0.0	\$0.0	\$71.9	\$0.0	
5800 BIENES INMUEBLES	\$5,200.0	\$0.0	\$0.0	\$0.0	\$0.0	\$4,905.0	\$0.0	\$0.0	\$0.0	\$0.0	\$0.0	\$0.0	\$0.0	\$4,905.0	\$295.0	

MUNICIPIO DE TEPEJIL DEL RÍO DE OCAMPO
HIDALGO
Analítico Mensual de Egresos Pagados por Fuente de Financiamiento al 30/sep./2021
(Cuentas con Movimientos)
(Cifras en miles de pesos)

Fecha y Ubiect.: 2021
hora de Impresión: 04:05 p. m.

Objeto del Gasto	Presupuesto Vigente	Ene	Feb	Mar	Abr	May	Jun	Jul	Ago	Sep	Oct	Nov	Dic	Total	Diferencia (Vigente - Total)
5910 Terrenos	\$5,200.0	\$0.0	\$0.0	\$0.0	\$0.0	\$0.0	\$4,905.0	\$0.0	\$0.0	\$0.0	\$0.0	\$0.0	\$0.0	\$4,905.0	\$295.0
5911 Terrenos	\$5,200.0	\$0.0	\$0.0	\$0.0	\$0.0	\$0.0	\$4,905.0	\$0.0	\$0.0	\$0.0	\$0.0	\$0.0	\$0.0	\$4,905.0	\$295.0
5900 ACTIVOS INTANGIBLES	\$0.0	\$0.0	\$0.0	\$0.0	\$0.0	\$28.4	\$40.1	\$104.4	\$0.0	\$0.0	\$0.0	\$0.0	\$0.0	\$172.9	-\$172.9
5910 Software	\$0.0	\$0.0	\$0.0	\$0.0	\$0.0	\$28.4	\$40.1	\$104.4	\$0.0	\$0.0	\$0.0	\$0.0	\$0.0	\$172.9	-\$172.9
5911 Software	\$0.0	\$0.0	\$0.0	\$0.0	\$0.0	\$28.4	\$40.1	\$104.4	\$0.0	\$0.0	\$0.0	\$0.0	\$0.0	\$172.9	-\$172.9
6000 INVERSIÓN PÚBLICA	\$16,163.5	\$0.0	\$57.6	\$0.0	\$0.0	\$91.5	\$67.7	-\$159.3	\$0.0	\$0.0	\$0.0	\$0.0	\$0.0	\$57.6	\$16,105.9
6100 OBRA PÚBLICA EN BIENES DE DOMINIO	\$16,163.5	\$0.0	\$57.6	\$0.0	\$0.0	\$0.0	\$0.0	\$0.0	\$0.0	\$0.0	\$0.0	\$0.0	\$0.0	\$57.6	\$16,105.9
6140 División de terrenos y construcción de...	\$16,163.5	\$0.0	\$57.6	\$0.0	\$0.0	\$0.0	\$0.0	\$0.0	\$0.0	\$0.0	\$0.0	\$0.0	\$0.0	\$57.6	\$16,105.9
6141 División de terrenos y construcción de...	\$16,163.5	\$0.0	\$57.6	\$0.0	\$0.0	\$0.0	\$0.0	\$0.0	\$0.0	\$0.0	\$0.0	\$0.0	\$0.0	\$57.6	\$16,105.9
6200 OBRA PÚBLICA EN BIENES PROPIOS	\$0.0	\$0.0	\$0.0	\$0.0	\$0.0	\$91.5	\$67.7	-\$159.3	\$0.0	\$0.0	\$0.0	\$0.0	\$0.0	\$0.0	\$0.0
6220 Edificación no habitacional	\$0.0	\$0.0	\$0.0	\$0.0	\$0.0	\$91.5	\$67.7	-\$159.3	\$0.0	\$0.0	\$0.0	\$0.0	\$0.0	\$0.0	\$0.0
6221 Edificación no habitacional	\$0.0	\$0.0	\$0.0	\$0.0	\$0.0	\$91.5	\$67.7	-\$159.3	\$0.0	\$0.0	\$0.0	\$0.0	\$0.0	\$0.0	\$0.0
6240 División de terrenos y construcción de...	\$0.0	\$0.0	\$0.0	\$0.0	\$0.0	\$0.0	\$0.0	\$0.0	\$0.0	\$0.0	\$0.0	\$0.0	\$0.0	\$0.0	\$0.0
6241 División de terrenos y construcción de...	\$0.0	\$0.0	\$0.0	\$0.0	\$0.0	\$0.0	\$0.0	\$0.0	\$0.0	\$0.0	\$0.0	\$0.0	\$0.0	\$0.0	\$0.0
8000 PARTICIPACIONES Y APORTACIONES	\$618.0	\$0.0	\$12.0	\$6.0	\$606.0	\$6.0	\$6.0	\$8.0	\$8.0	\$8.0	\$0.0	\$0.0	\$0.0	\$660.0	-\$42.0
8500 CONVENIOS	\$618.0	\$0.0	\$12.0	\$6.0	\$606.0	\$6.0	\$6.0	\$8.0	\$8.0	\$8.0	\$0.0	\$0.0	\$0.0	\$660.0	-\$42.0
8510 Convenios de resignación	\$600.0	\$0.0	\$0.0	\$0.0	\$600.0	\$0.0	\$0.0	\$0.0	\$0.0	\$0.0	\$0.0	\$0.0	\$0.0	\$600.0	\$0.0
8511 Convenios de resignación	\$600.0	\$0.0	\$0.0	\$0.0	\$600.0	\$0.0	\$0.0	\$0.0	\$0.0	\$0.0	\$0.0	\$0.0	\$0.0	\$600.0	\$0.0
8530 Otros Convenios	\$18.0	\$0.0	\$12.0	\$6.0	\$6.0	\$6.0	\$6.0	\$8.0	\$8.0	\$8.0	\$0.0	\$0.0	\$0.0	\$60.0	-\$42.0
8531 Otros Convenios	\$18.0	\$0.0	\$12.0	\$6.0	\$6.0	\$6.0	\$6.0	\$8.0	\$8.0	\$8.0	\$0.0	\$0.0	\$0.0	\$60.0	-\$42.0
Recursos Propios	\$68,725.7	\$3,178.6	\$5,094.7	\$4,958.2	\$4,376.5	\$4,530.9	\$10,151.9	\$3,456.5	\$4,259.2	\$4,722.2	\$0.0	\$0.0	\$0.0	\$42,738.9	\$25,986.7
Fondo General de Participaciones															
150200															
SERVICIOS PERSONALES	\$57,030.1	\$3,660.0	\$3,949.2	\$3,946.0	\$4,264.6	\$4,050.9	\$3,862.1	\$5,981.4	\$3,944.0	\$3,896.5	\$0.0	\$0.0	\$0.0	\$37,555.1	\$19,475.0
1100 REMUNERACIONES AL PERSONAL...	\$37,007.4	\$2,834.6	\$2,754.8	\$2,708.9	\$2,601.7	\$2,626.2	\$2,622.0	\$3,769.9	\$2,661.9	\$2,650.9	\$0.0	\$0.0	\$0.0	\$25,231.1	\$11,776.2
1130 Sueldos base al personal permanente	\$37,007.4	\$2,834.6	\$2,754.8	\$2,708.9	\$2,601.7	\$2,626.2	\$2,622.0	\$3,769.9	\$2,661.9	\$2,650.9	\$0.0	\$0.0	\$0.0	\$25,231.1	\$11,776.2
1131 Sueldos base al personal permanente	\$37,007.4	\$2,834.6	\$2,754.8	\$2,708.9	\$2,601.7	\$2,626.2	\$2,622.0	\$3,769.9	\$2,661.9	\$2,650.9	\$0.0	\$0.0	\$0.0	\$25,231.1	\$11,776.2
1200 REMUNERACIONES AL PERSONAL...	\$11,364.1	\$505.0	\$550.1	\$580.0	\$648.2	\$627.2	\$649.3	\$907.6	\$649.2	\$717.2	\$0.0	\$0.0	\$0.0	\$5,834.2	\$5,529.8
1220 Sueldos base al personal eventual	\$11,364.1	\$505.0	\$550.1	\$580.0	\$648.2	\$627.2	\$649.3	\$907.6	\$649.2	\$717.2	\$0.0	\$0.0	\$0.0	\$5,834.2	\$5,529.8
1221 Sueldos base al personal eventual	\$11,364.1	\$505.0	\$550.1	\$580.0	\$648.2	\$627.2	\$649.3	\$907.6	\$649.2	\$717.2	\$0.0	\$0.0	\$0.0	\$5,834.2	\$5,529.8
1300 REMUNERACIONES ADICIONALES Y...	\$2,375.9	\$180.2	\$113.4	\$157.3	\$233.9	\$206.1	\$151.2	\$270.2	\$208.6	\$145.6	\$0.0	\$0.0	\$0.0	\$1,766.9	\$608.9
1310 Primas por años de servicios efectivos...	\$1,030.4	\$112.2	\$37.7	\$60.9	\$68.2	\$50.7	\$41.8	\$101.9	\$50.6	\$30.1	\$0.0	\$0.0	\$0.0	\$554.6	\$475.7
1311 Primas por años de servicios efectivos...	\$1,030.4	\$112.2	\$37.7	\$60.9	\$68.2	\$50.7	\$41.8	\$101.9	\$50.6	\$30.1	\$0.0	\$0.0	\$0.0	\$554.6	\$475.7
1320 Primas de vacaciones, dominical y grat...	\$643.9	\$20.9	\$30.1	\$49.7	\$112.3	\$65.9	\$41.8	\$192.1	\$122.2	\$83.7	\$0.0	\$0.0	\$0.0	\$554.6	\$94.9
1321 Primas de vacaciones, dominical y grat...	\$643.9	\$20.9	\$30.1	\$49.7	\$112.3	\$65.9	\$41.8	\$192.1	\$122.2	\$83.7	\$0.0	\$0.0	\$0.0	\$554.6	\$94.9
1330 Horas extraordinarias	\$100.0	\$13.7	\$12.1	\$11.8	\$17.0	\$13.0	\$11.4	\$21.6	\$10.6	\$6.4	\$0.0	\$0.0	\$0.0	\$117.9	-\$17.9
1331 Horas extraordinarias	\$100.0	\$13.7	\$12.1	\$11.8	\$17.0	\$13.0	\$11.4	\$21.6	\$10.6	\$6.4	\$0.0	\$0.0	\$0.0	\$117.9	-\$17.9
1340 Compensaciones	\$601.4	\$33.3	\$33.3	\$34.8	\$36.3	\$76.3	\$36.3	\$64.5	\$25.2	\$25.2	\$0.0	\$0.0	\$0.0	\$355.4	\$246.0
1341 Compensaciones	\$601.4	\$33.3	\$33.3	\$34.8	\$36.3	\$76.3	\$36.3	\$64.5	\$25.2	\$25.2	\$0.0	\$0.0	\$0.0	\$355.4	\$246.0
1500 OTRAS PRESTACIONES SOCIALES Y...	\$6,282.6	\$140.1	\$530.8	\$499.6	\$780.7	\$591.3	\$439.5	\$933.5	\$424.2	\$382.7	\$0.0	\$0.0	\$0.0	\$4,722.7	\$1,559.9



MUNICIPIO DE TEPEJI DEL RÍO DE OCAMPO HIDALGO

Analítico Mensual de Egresos Pagados por Fuente de Financiamiento al 30/sep./2021

(Cuentas con Movimientos)
(Cifras en miles de pesos)

Usr SUPERVISOR
Rep rptAnalíticoEgresos_FFM

Fecha y hora de Impresión 06/oct./2021 04:05 p. m.

Objeto del Gasto	Presupuesto Vigente	Ene	Feb	Mar	Abr	May	Jun	Jul	Ago	Sep	Oct	Nov	Dic	Total	Diferencia (Vigente - Total)
1510 Cuotas para el fondo de ahorro y fond...	\$2,722.5	\$0.0	\$374.2	\$170.3	\$194.8	\$189.5	\$182.5	\$282.3	\$186.4	\$188.3	\$0.0	\$0.0	\$0.0	\$1,768.7	\$853.8
1511 Cuotas para el fondo de ahorro y fond...	\$2,722.5	\$0.0	\$374.2	\$170.3	\$194.8	\$189.5	\$182.5	\$282.3	\$186.4	\$188.3	\$0.0	\$0.0	\$0.0	\$1,768.7	\$853.8
1520 Indemnizaciones	\$500.0	\$0.0	\$0.0	\$158.8	\$307.9	\$177.5	\$13.4	\$146.5	\$61.7	\$26.3	\$0.0	\$0.0	\$0.0	\$692.5	-\$392.5
1521 Indemnizaciones	\$500.0	\$0.0	\$0.0	\$158.8	\$307.9	\$177.5	\$13.4	\$146.5	\$61.7	\$26.3	\$0.0	\$0.0	\$0.0	\$692.5	-\$392.5
1540 Prestaciones contractuales	\$3,060.1	\$140.1	\$156.6	\$170.3	\$277.9	\$224.2	\$243.5	\$504.6	\$176.0	\$168.0	\$0.0	\$0.0	\$0.0	\$2,061.5	\$998.5
1541 Prestaciones contractuales	\$3,060.1	\$140.1	\$156.6	\$170.3	\$277.9	\$224.2	\$243.5	\$504.6	\$176.0	\$168.0	\$0.0	\$0.0	\$0.0	\$2,061.5	\$998.5
2000 MATERIALES Y SUMINISTROS	\$1,360.0	\$0.0	\$0.0	\$0.0	\$0.0	\$0.0	\$0.0	\$0.0	\$0.0	\$408.1	\$0.0	\$0.0	\$0.0	\$408.1	-\$951.9
2500 PRODUCTOS QUÍMICOS, FARMACÉU...	\$0.0	\$0.0	\$0.0	\$0.0	\$0.0	\$0.0	\$0.0	\$0.0	\$0.0	\$408.1	\$0.0	\$0.0	\$0.0	\$408.1	-\$408.1
2530 Medicinas y productos farmacéuticos	\$0.0	\$0.0	\$0.0	\$0.0	\$0.0	\$0.0	\$0.0	\$0.0	\$0.0	\$408.1	\$0.0	\$0.0	\$0.0	\$408.1	-\$408.1
2531 Medicinas y productos farmacéuticos	\$0.0	\$0.0	\$0.0	\$0.0	\$0.0	\$0.0	\$0.0	\$0.0	\$0.0	\$408.1	\$0.0	\$0.0	\$0.0	\$408.1	-\$408.1
2600 COMBUSTIBLES, LUBRICANTES Y A...	\$1,360.0	\$0.0	\$0.0	\$0.0	\$0.0	\$0.0	\$0.0	\$0.0	\$0.0	\$0.0	\$0.0	\$0.0	\$0.0	\$0.0	\$1,360.0
2610 Combustibles, lubricantes y aditivos	\$1,360.0	\$0.0	\$0.0	\$0.0	\$0.0	\$0.0	\$0.0	\$0.0	\$0.0	\$0.0	\$0.0	\$0.0	\$0.0	\$0.0	\$1,360.0
2611 Combustibles, lubricantes y aditivos	\$1,360.0	\$0.0	\$0.0	\$0.0	\$0.0	\$0.0	\$0.0	\$0.0	\$0.0	\$0.0	\$0.0	\$0.0	\$0.0	\$0.0	\$1,360.0
3000 SERVICIOS GENERALES	\$0.0	\$0.0	\$0.0	\$0.0	\$0.0	\$0.0	\$0.0	\$0.0	\$0.0	\$149.9	\$0.0	\$0.0	\$0.0	\$149.9	-\$149.9
3600 SERVICIOS DE COMUNICACIÓN SOC...	\$0.0	\$0.0	\$0.0	\$0.0	\$0.0	\$0.0	\$0.0	\$0.0	\$0.0	\$149.9	\$0.0	\$0.0	\$0.0	\$149.9	-\$149.9
3610 Difusión por radio, televisión y otros m...	\$0.0	\$0.0	\$0.0	\$0.0	\$0.0	\$0.0	\$0.0	\$0.0	\$0.0	\$149.9	\$0.0	\$0.0	\$0.0	\$149.9	-\$149.9
3611 Difusión por radio, televisión y otros m...	\$0.0	\$0.0	\$0.0	\$0.0	\$0.0	\$0.0	\$0.0	\$0.0	\$0.0	\$149.9	\$0.0	\$0.0	\$0.0	\$149.9	-\$149.9
4000 TRANSFERENCIAS, ASIGNACIO...	\$1,228.0	\$104.6	\$104.6	\$101.6	\$105.2	\$102.9	\$103.7	\$102.3	\$105.2	\$105.5	\$0.0	\$0.0	\$0.0	\$936.0	\$292.0
4100 TRANSFERENCIAS INTERNAS Y ASI...	\$1,228.0	\$104.6	\$104.6	\$101.6	\$105.2	\$102.9	\$103.7	\$102.3	\$105.2	\$105.5	\$0.0	\$0.0	\$0.0	\$936.0	\$292.0
4140 Asignaciones presupuestarias a Organ...	\$1,228.0	\$104.6	\$104.6	\$101.6	\$105.2	\$102.9	\$103.7	\$102.3	\$105.2	\$105.5	\$0.0	\$0.0	\$0.0	\$936.0	\$292.0
4141 Asignaciones presupuestarias a Organ...	\$1,228.0	\$104.6	\$104.6	\$101.6	\$105.2	\$102.9	\$103.7	\$102.3	\$105.2	\$105.5	\$0.0	\$0.0	\$0.0	\$936.0	\$292.0
Fondo General de Participa...	\$59,518.3	\$3,764.6	\$4,053.9	\$4,047.6	\$4,369.9	\$4,153.9	\$3,965.8	\$6,083.7	\$4,049.2	\$4,560.1	\$0.0	\$0.0	\$0.0	\$39,049.2	\$20,569.0
150600 Fondo de Fiscalización y Recaudación															
1200 SERVICIOS PERSONALES	\$672.8	\$0.0	\$0.0	\$0.0	\$0.0	\$0.0	\$0.0	\$0.0	\$0.0	\$0.0	\$0.0	\$0.0	\$0.0	\$0.0	\$672.8
1200 SERVICIOS PERSONALES	\$672.8	\$0.0	\$0.0	\$0.0	\$0.0	\$0.0	\$0.0	\$0.0	\$0.0	\$0.0	\$0.0	\$0.0	\$0.0	\$0.0	\$672.8
1220 Sueldos base al personal eventual	\$672.8	\$0.0	\$0.0	\$0.0	\$0.0	\$0.0	\$0.0	\$0.0	\$0.0	\$0.0	\$0.0	\$0.0	\$0.0	\$0.0	\$672.8
1221 Sueldos base al personal eventual	\$672.8	\$0.0	\$0.0	\$0.0	\$0.0	\$0.0	\$0.0	\$0.0	\$0.0	\$0.0	\$0.0	\$0.0	\$0.0	\$0.0	\$672.8
2000 MATERIALES Y SUMINISTROS	\$200.0	\$0.0	\$0.0	\$0.0	\$0.0	\$0.0	\$0.0	\$0.0	\$0.0	\$0.0	\$0.0	\$0.0	\$0.0	\$0.0	\$200.0
2100 MATERIALES DE ADMINISTRACION, ...	\$200.0	\$0.0	\$0.0	\$0.0	\$0.0	\$0.0	\$0.0	\$0.0	\$0.0	\$47.0	\$0.0	\$0.0	\$0.0	\$47.0	\$152.9
2110 Materiales, útiles y equipos menores d...	\$199.9	\$0.0	\$0.0	\$0.0	\$0.0	\$0.0	\$0.0	\$0.0	\$0.0	\$3.6	\$0.0	\$0.0	\$0.0	\$3.6	\$196.3
2111 Materiales, útiles y equipos menores d...	\$199.9	\$0.0	\$0.0	\$0.0	\$0.0	\$0.0	\$0.0	\$0.0	\$0.0	\$3.6	\$0.0	\$0.0	\$0.0	\$3.6	\$196.3
2160 Material de limpieza	\$0.0	\$0.0	\$0.0	\$0.0	\$0.0	\$0.0	\$0.0	\$0.0	\$0.0	\$43.4	\$0.0	\$0.0	\$0.0	\$43.4	-\$43.4
2161 Material de limpieza	\$0.0	\$0.0	\$0.0	\$0.0	\$0.0	\$0.0	\$0.0	\$0.0	\$0.0	\$43.4	\$0.0	\$0.0	\$0.0	\$43.4	-\$43.4
3000 SERVICIOS GENERALES	\$1,306.5	\$0.0	\$0.0	\$0.0	\$0.0	\$328.9	\$242.0	\$67.9	\$67.9	\$68.0	\$0.0	\$0.0	\$0.0	\$775.0	\$531.5
3100 SERVICIOS BÁSICOS	\$150.0	\$0.0	\$0.0	\$0.0	\$0.0	\$0.0	\$0.0	\$0.0	\$0.0	\$0.0	\$0.0	\$0.0	\$0.0	\$0.0	\$150.0
3170 Servicios de acceso de Internet, redes...	\$150.0	\$0.0	\$0.0	\$0.0	\$0.0	\$0.0	\$0.0	\$0.0	\$0.0	\$0.0	\$0.0	\$0.0	\$0.0	\$0.0	\$150.0
3171 Servicios de acceso de Internet, redes...	\$150.0	\$0.0	\$0.0	\$0.0	\$0.0	\$0.0	\$0.0	\$0.0	\$0.0	\$0.0	\$0.0	\$0.0	\$0.0	\$0.0	\$150.0
3200 SERVICIOS DE ARRENDAMIENTO	\$819.9	\$0.0	\$0.0	\$0.0	\$0.0	\$328.9	\$67.9	\$67.9	\$67.9	\$68.0	\$0.0	\$0.0	\$0.0	\$600.9	\$219.0
3230 Arrendamiento de mobiliario y equipo d...	\$819.9	\$0.0	\$0.0	\$0.0	\$0.0	\$328.9	\$67.9	\$67.9	\$67.9	\$68.0	\$0.0	\$0.0	\$0.0	\$600.9	\$219.0



**MUNICIPIO DE TEPEJI DEL RÍO DE OCAMPO
HIDALGO**

**Analítico Mensual de Egresos Pagados por Fuente de Financiamiento al 30/sep./2021
(Cuentas con Movimientos)**

Usr: SUPERVISOR
Rep: rptAnalíticoEgresos_FFM

Fecha y hora de Impresión: 06/oct./2021 04:05 p. m.

Objeto del Gasto	Presupuesto Vigente	Ene	Feb	Mar	Abr	May	Jun	Jul	Ago	Sep	Oct	Nov	Dic	Total	Diferencia (Vigente - Total)
3231 Arrendamiento de mobiliario y equipo d...	\$819.9	\$0.0	\$0.0	\$0.0	\$0.0	\$328.9	\$67.9	\$67.9	\$67.9	\$68.0	\$0.0	\$0.0	\$0.0	\$600.9	\$219.0
3900 OTROS SERVICIOS GENERALES	\$336.5	\$0.0	\$0.0	\$0.0	\$0.0	\$0.0	\$174.1	\$0.0	\$0.0	\$0.0	\$0.0	\$0.0	\$0.0	\$174.1	\$162.4
3980 Impuesto sobre nóminas y otros que s...	\$336.5	\$0.0	\$0.0	\$0.0	\$0.0	\$0.0	\$174.1	\$0.0	\$0.0	\$0.0	\$0.0	\$0.0	\$0.0	\$174.1	\$162.4
3981 Impuesto sobre nóminas y otros que s...	\$336.5	\$0.0	\$0.0	\$0.0	\$0.0	\$0.0	\$174.1	\$0.0	\$0.0	\$0.0	\$0.0	\$0.0	\$0.0	\$174.1	\$162.4
Fondo de Fiscalización y R...	\$2,179.4	\$0.0	\$0.0	\$0.0	\$0.0	\$328.9	\$242.0	\$67.9	\$67.9	\$115.1	\$0.0	\$0.0	\$0.0	\$822.1	\$1,357.3
150700 Fondo de Fomento Municipal															
1000 SERVICIOS PERSONALES	\$13,084.7	\$544.8	\$508.5	\$457.0	\$458.1	\$441.5	\$447.5	\$754.3	\$508.5	\$508.5	\$0.0	\$0.0	\$0.0	\$4,628.9	\$8,455.8
1100 REMUNERACIONES AL PERSONAL...	\$6,644.9	\$544.8	\$508.5	\$457.0	\$458.1	\$441.5	\$447.5	\$754.3	\$508.5	\$508.5	\$0.0	\$0.0	\$0.0	\$4,628.9	\$2,016.0
1110 Dietas	\$6,644.9	\$544.8	\$508.5	\$457.0	\$458.1	\$441.5	\$447.5	\$754.3	\$508.5	\$508.5	\$0.0	\$0.0	\$0.0	\$4,628.9	\$2,016.0
1300 DIETAS	\$6,644.9	\$544.8	\$508.5	\$457.0	\$458.1	\$441.5	\$447.5	\$754.3	\$508.5	\$508.5	\$0.0	\$0.0	\$0.0	\$4,628.9	\$2,016.0
1300 REMUNERACIONES ADICIONALES Y ...	\$6,439.8	\$0.0	\$0.0	\$0.0	\$0.0	\$0.0	\$0.0	\$0.0	\$0.0	\$0.0	\$0.0	\$0.0	\$0.0	\$0.0	\$6,439.8
1320 Primas de vacaciones, dominical y grat...	\$6,439.8	\$0.0	\$0.0	\$0.0	\$0.0	\$0.0	\$0.0	\$0.0	\$0.0	\$0.0	\$0.0	\$0.0	\$0.0	\$0.0	\$6,439.8
1321 Primas de vacaciones, dominical y grat...	\$6,439.8	\$0.0	\$0.0	\$0.0	\$0.0	\$0.0	\$0.0	\$0.0	\$0.0	\$0.0	\$0.0	\$0.0	\$0.0	\$0.0	\$6,439.8
2000 MATERIALES Y SUMINISTROS	\$7,342.0	\$0.0	\$0.0	\$109.0	\$1,098.6	\$993.1	\$1,072.4	\$1,143.1	\$898.8	\$1,401.8	\$0.0	\$0.0	\$0.0	\$6,717.2	\$624.7
2600 COMBUSTIBLES, LUBRICANTES Y A...	\$5,342.0	\$0.0	\$0.0	\$7.9	\$1,098.2	\$993.1	\$1,072.4	\$1,137.9	\$887.1	\$1,269.8	\$0.0	\$0.0	\$0.0	\$6,486.7	\$124.7
2610 Combustibles, lubricantes y aditivos	\$5,342.0	\$0.0	\$0.0	\$7.9	\$1,098.2	\$993.1	\$1,072.4	\$1,137.9	\$887.1	\$1,269.8	\$0.0	\$0.0	\$0.0	\$6,486.7	\$124.7
2611 Combustibles, lubricantes y aditivos	\$5,342.0	\$0.0	\$0.0	\$7.9	\$1,098.2	\$993.1	\$1,072.4	\$1,137.9	\$887.1	\$1,269.8	\$0.0	\$0.0	\$0.0	\$6,486.7	\$124.7
2900 HERRAMIENTAS, REFACCIONES Y A...	\$999.9	\$0.0	\$0.0	\$101.1	\$0.4	\$0.0	\$0.0	\$5.2	\$11.6	\$131.9	\$0.0	\$0.0	\$0.0	\$250.4	\$749.5
2960 Refacciones y accesorios menores de...	\$499.9	\$0.0	\$0.0	\$38.5	\$0.4	\$0.0	\$0.0	\$5.2	\$11.6	\$131.9	\$0.0	\$0.0	\$0.0	\$187.8	\$312.1
2961 Refacciones y accesorios menores de...	\$499.9	\$0.0	\$0.0	\$38.5	\$0.4	\$0.0	\$0.0	\$5.2	\$11.6	\$131.9	\$0.0	\$0.0	\$0.0	\$187.8	\$312.1
2980 Refacciones y accesorios menores de...	\$500.0	\$0.0	\$0.0	\$62.5	\$0.0	\$0.0	\$0.0	\$0.0	\$0.0	\$0.0	\$0.0	\$0.0	\$0.0	\$62.5	\$437.4
2981 Refacciones y accesorios menores de...	\$500.0	\$0.0	\$0.0	\$62.5	\$0.0	\$0.0	\$0.0	\$0.0	\$0.0	\$0.0	\$0.0	\$0.0	\$0.0	\$62.5	\$437.4
3000 SERVICIOS GENERALES	\$4,958.0	\$0.0	\$143.7	\$152.6	\$573.3	\$262.5	\$147.8	\$357.5	\$383.3	\$307.0	\$0.0	\$0.0	\$0.0	\$2,328.0	\$2,630.0
3200 SERVICIOS DE ARRENDAMIENTO	\$0.0	\$0.0	\$0.0	\$0.0	\$0.0	\$0.0	\$0.0	\$0.0	\$0.0	\$63.8	\$0.0	\$0.0	\$0.0	\$63.8	\$63.7
3260 Arrendamiento de maquinaria, otros eq...	\$0.0	\$0.0	\$0.0	\$0.0	\$0.0	\$0.0	\$0.0	\$0.0	\$0.0	\$63.8	\$0.0	\$0.0	\$0.0	\$63.8	\$63.7
3261 Arrendamiento de maquinaria, otros eq...	\$0.0	\$0.0	\$0.0	\$0.0	\$0.0	\$0.0	\$0.0	\$0.0	\$0.0	\$63.8	\$0.0	\$0.0	\$0.0	\$63.8	\$63.7
3500 SERVICIOS DE INSTALACIÓN, REPA...	\$4,958.0	\$0.0	\$143.7	\$152.6	\$573.3	\$262.5	\$147.8	\$357.5	\$383.3	\$243.2	\$0.0	\$0.0	\$0.0	\$2,264.2	\$2,693.8
3550 Reparación y mantenimiento de equip...	\$3,458.0	\$0.0	\$70.1	\$129.7	\$557.9	\$212.8	\$95.3	\$142.3	\$336.7	\$134.0	\$0.0	\$0.0	\$0.0	\$1,679.3	\$1,778.7
3551 Reparación y mantenimiento de equip...	\$3,458.0	\$0.0	\$70.1	\$129.7	\$557.9	\$212.8	\$95.3	\$142.3	\$336.7	\$134.0	\$0.0	\$0.0	\$0.0	\$1,679.3	\$1,778.7
3570 Instalación, reparación y mantenimient...	\$1,500.0	\$0.0	\$73.5	\$22.8	\$15.4	\$49.7	\$52.4	\$215.1	\$46.6	\$109.1	\$0.0	\$0.0	\$0.0	\$584.9	\$915.0
3571 Instalación, reparación y mantenimient...	\$1,500.0	\$0.0	\$73.5	\$22.8	\$15.4	\$49.7	\$52.4	\$215.1	\$46.6	\$109.1	\$0.0	\$0.0	\$0.0	\$584.9	\$915.0
Fondo de Fomento Municipal	\$25,384.8	\$544.8	\$652.2	\$718.7	\$2,130.1	\$1,697.3	\$1,667.7	\$2,255.1	\$1,790.5	\$2,217.3	\$0.0	\$0.0	\$0.0	\$13,674.1	\$11,710.6
150900 Impuesto Sobre Automóviles Nuevos															
2000 MATERIALES Y SUMINISTROS	\$337.7	\$0.0	\$0.0	\$0.0	\$0.0	\$0.0	\$0.0	\$0.0	\$0.0	\$0.0	\$0.0	\$0.0	\$0.0	\$0.0	\$337.7
2600 COMBUSTIBLES, LUBRICANTES Y A...	\$337.7	\$0.0	\$0.0	\$0.0	\$0.0	\$0.0	\$0.0	\$0.0	\$0.0	\$0.0	\$0.0	\$0.0	\$0.0	\$0.0	\$337.7
2610 Combustibles, lubricantes y aditivos	\$337.7	\$0.0	\$0.0	\$0.0	\$0.0	\$0.0	\$0.0	\$0.0	\$0.0	\$0.0	\$0.0	\$0.0	\$0.0	\$0.0	\$337.7
2611 Combustibles, lubricantes y aditivos	\$337.7	\$0.0	\$0.0	\$0.0	\$0.0	\$0.0	\$0.0	\$0.0	\$0.0	\$0.0	\$0.0	\$0.0	\$0.0	\$0.0	\$337.7
Impuesto Sobre Automóvil...	\$337.7	\$0.0	\$0.0	\$0.0	\$0.0	\$0.0	\$0.0	\$0.0	\$0.0	\$0.0	\$0.0	\$0.0	\$0.0	\$0.0	\$337.7



MUNICIPIO DE TEPEJI DEL RÍO DE OCAMPO HIDALGO

Analítico Mensual de Egresos Pagados por Fuente de Financiamiento al 30/sep./2021

(Cuentas con Movimientos)

Usr: SUPERVISOR

Rep: rptAnalíticoEgresos_FFM

Fecha y Ubicación: 06/09/2021

hora de Impresión: 04:05 p. m.

Objeto del Gasto	Presupuesto Vigente	Ene	Feb	Mar	Abr	May	Jun	Jul	Ago	Sep	Oct	Nov	Dic	Total	Diferencia (Vigente - Total)
151000 Impuesto Especial Sobre Producción y Servicios (Tabaco Labrado,															
2000 MATERIALES Y SUMINISTROS	\$999.0	\$0.0	\$0.0	\$0.0	\$0.0	\$0.0	\$0.0	\$0.0	\$0.0	\$0.0	\$0.0	\$0.0	\$0.0	\$0.0	\$999.0
2600 COMBUSTIBLES, LUBRICANTES Y A...	\$999.0	\$0.0	\$0.0	\$0.0	\$0.0	\$0.0	\$0.0	\$0.0	\$0.0	\$0.0	\$0.0	\$0.0	\$0.0	\$0.0	\$999.0
2610 Combustibles, lubricantes y aditivos	\$999.0	\$0.0	\$0.0	\$0.0	\$0.0	\$0.0	\$0.0	\$0.0	\$0.0	\$0.0	\$0.0	\$0.0	\$0.0	\$0.0	\$999.0
2611 Combustibles, lubricantes y aditivos	\$999.0	\$0.0	\$0.0	\$0.0	\$0.0	\$0.0	\$0.0	\$0.0	\$0.0	\$0.0	\$0.0	\$0.0	\$0.0	\$0.0	\$999.0
Impuesto Especial Sobre P...	\$999.0	\$0.0	\$0.0	\$0.0	\$0.0	\$0.0	\$0.0	\$0.0	\$0.0	\$0.0	\$0.0	\$0.0	\$0.0	\$0.0	\$999.0
151100 Incentivo del Impuesto Especial Sobre Producción y Servicios (Gasolina y															
2000 MATERIALES Y SUMINISTROS	\$2,865.8	\$0.0	\$0.0	\$0.0	\$0.0	\$0.0	\$0.0	\$0.0	\$0.0	\$0.0	\$0.0	\$0.0	\$0.0	\$0.0	\$2,865.8
2600 COMBUSTIBLES, LUBRICANTES Y A...	\$2,865.8	\$0.0	\$0.0	\$0.0	\$0.0	\$0.0	\$0.0	\$0.0	\$0.0	\$0.0	\$0.0	\$0.0	\$0.0	\$0.0	\$2,865.8
2610 Combustibles, lubricantes y aditivos	\$2,865.8	\$0.0	\$0.0	\$0.0	\$0.0	\$0.0	\$0.0	\$0.0	\$0.0	\$0.0	\$0.0	\$0.0	\$0.0	\$0.0	\$2,865.8
2611 Combustibles, lubricantes y aditivos	\$2,865.8	\$0.0	\$0.0	\$0.0	\$0.0	\$0.0	\$0.0	\$0.0	\$0.0	\$0.0	\$0.0	\$0.0	\$0.0	\$0.0	\$2,865.8
Incentivo del Impuesto Esp...	\$2,865.8	\$0.0	\$0.0	\$0.0	\$0.0	\$0.0	\$0.0	\$0.0	\$0.0	\$0.0	\$0.0	\$0.0	\$0.0	\$0.0	\$2,865.8
151200 Fondo de Compensación del Impuesto Sobre Automóviles Nuevos															
2000 MATERIALES Y SUMINISTROS	\$111.1	\$0.0	\$0.0	\$0.0	\$0.0	\$0.0	\$0.0	\$0.0	\$0.0	\$0.0	\$0.0	\$0.0	\$0.0	\$0.0	\$111.1
2600 COMBUSTIBLES, LUBRICANTES Y A...	\$111.1	\$0.0	\$0.0	\$0.0	\$0.0	\$0.0	\$0.0	\$0.0	\$0.0	\$0.0	\$0.0	\$0.0	\$0.0	\$0.0	\$111.1
2610 Combustibles, lubricantes y aditivos	\$111.1	\$0.0	\$0.0	\$0.0	\$0.0	\$0.0	\$0.0	\$0.0	\$0.0	\$0.0	\$0.0	\$0.0	\$0.0	\$0.0	\$111.1
2611 Combustibles, lubricantes y aditivos	\$111.1	\$0.0	\$0.0	\$0.0	\$0.0	\$0.0	\$0.0	\$0.0	\$0.0	\$0.0	\$0.0	\$0.0	\$0.0	\$0.0	\$111.1
Fondo de Compensación d...	\$111.1	\$0.0	\$0.0	\$0.0	\$0.0	\$0.0	\$0.0	\$0.0	\$0.0	\$0.0	\$0.0	\$0.0	\$0.0	\$0.0	\$111.1
151800 Fondo de Estabilización de los Ingresos de las Entidades Federativas															
3000 SERVICIOS GENERALES	\$201.3	\$0.0	\$0.0	\$0.0	\$0.0	\$179.7	\$0.0	\$0.0	\$0.0	\$0.0	\$0.0	\$0.0	\$0.0	\$179.7	\$21.6
3900 OTROS SERVICIOS GENERALES	\$201.3	\$0.0	\$0.0	\$0.0	\$0.0	\$179.7	\$0.0	\$0.0	\$0.0	\$0.0	\$0.0	\$0.0	\$0.0	\$179.7	\$21.6
3980 Impuesto sobre nóminas y otros que s...	\$201.3	\$0.0	\$0.0	\$0.0	\$0.0	\$179.7	\$0.0	\$0.0	\$0.0	\$0.0	\$0.0	\$0.0	\$0.0	\$179.7	\$21.6
3981 Impuesto sobre nóminas y otros que s...	\$201.3	\$0.0	\$0.0	\$0.0	\$0.0	\$179.7	\$0.0	\$0.0	\$0.0	\$0.0	\$0.0	\$0.0	\$0.0	\$179.7	\$21.6
Fondo de Estabilización de...	\$201.3	\$0.0	\$0.0	\$0.0	\$0.0	\$179.7	\$0.0	\$0.0	\$0.0	\$0.0	\$0.0	\$0.0	\$0.0	\$179.7	\$21.6
152900 ISR 2021															
2000 MATERIALES Y SUMINISTROS	\$1,299.9	\$0.0	\$0.0	\$0.0	\$0.0	\$498.6	\$0.0	\$216.0	\$0.0	\$0.0	\$0.0	\$0.0	\$0.0	\$714.6	\$585.3
2400 MATERIALES Y ARTICULOS DE CON...	\$1,299.9	\$0.0	\$0.0	\$0.0	\$0.0	\$498.6	\$0.0	\$216.0	\$0.0	\$0.0	\$0.0	\$0.0	\$0.0	\$714.6	\$585.3
2460 Material eléctrico y electrónico	\$500.0	\$0.0	\$0.0	\$0.0	\$0.0	\$498.6	\$0.0	\$216.0	\$0.0	\$0.0	\$0.0	\$0.0	\$0.0	\$714.6	\$585.3
2461 Material eléctrico y electrónico	\$500.0	\$0.0	\$0.0	\$0.0	\$0.0	\$498.6	\$0.0	\$216.0	\$0.0	\$0.0	\$0.0	\$0.0	\$0.0	\$714.6	\$585.3
2490 Otros materiales y artículos de constru...	\$799.9	\$0.0	\$0.0	\$0.0	\$0.0	\$0.0	\$0.0	\$0.0	\$0.0	\$0.0	\$0.0	\$0.0	\$0.0	\$0.0	\$799.9
2491 Otros materiales y artículos de constru...	\$799.9	\$0.0	\$0.0	\$0.0	\$0.0	\$0.0	\$0.0	\$0.0	\$0.0	\$0.0	\$0.0	\$0.0	\$0.0	\$0.0	\$799.9
3000 SERVICIOS GENERALES	\$674.0	\$0.0	\$0.0	\$0.0	\$533.0	\$143.8	\$268.4	\$174.3	\$703.5	\$87.2	\$0.0	\$0.0	\$0.0	\$2,410.5	-\$1,736.4
3200 SERVICIOS DE ARRENDAMIENTO	\$0.0	\$0.0	\$0.0	\$0.0	\$0.0	\$0.0	\$0.0	\$0.0	\$0.0	\$143.2	\$0.0	\$0.0	\$0.0	\$143.2	-\$143.2
3250 Arrendamiento de maquinaria, otros eq...	\$0.0	\$0.0	\$0.0	\$0.0	\$0.0	\$0.0	\$0.0	\$0.0	\$0.0	\$143.2	\$0.0	\$0.0	\$0.0	\$143.2	-\$143.2



MUNICIPIO DE TEPEJI DEL RÍO DE OCAMPO
HIDALGO
Analitico Mensual de Egresos Pagados por Fuente de Financiamiento al 30/sep./2021
 (Cuentas con Movimientos)
 (Cifras en miles de pesos)

Usr: SUPERVISOR
 Rep: rptAnaliticoEgresos_FFM

Fecha y Obiect.:2021
 hora de Impresión: 04:05 p. m.

Objeto del Gasto	Presupuesto Vigente	Ene	Feb	Mar	Abr	May	Jun	Jul	Ago	Sep	Oct	Nov	Dic	Total	Diferencia (Vigente - Total)
3261 Arrendamiento de maquinaria, otros eq...	\$0.0	\$0.0	\$0.0	\$0.0	\$0.0	\$0.0	\$0.0	\$0.0	\$0.0	\$143.2	\$0.0	\$0.0	\$0.0	\$143.2	-\$143.2
3300 SERVICIOS PROFESIONALES, CIENT...	\$674.0	\$0.0	\$0.0	\$0.0	\$533.0	\$143.8	\$268.4	\$0.0	\$268.4	\$266.7	\$0.0	\$0.0	\$0.0	\$1,476.4	-\$802.3
3310 Servicios legales, de contabilidad, audi...	\$674.0	\$0.0	\$0.0	\$0.0	\$533.0	\$143.8	\$268.4	\$0.0	\$268.4	\$266.7	\$0.0	\$0.0	\$0.0	\$1,476.4	-\$802.3
3311 Servicios legales, de contabilidad, audi...	\$674.0	\$0.0	\$0.0	\$0.0	\$533.0	\$143.8	\$268.4	\$0.0	\$268.4	\$266.7	\$0.0	\$0.0	\$0.0	\$1,476.4	-\$802.3
3500 SERVICIOS DE INSTALACION, REPA...	\$0.0	\$0.0	\$0.0	\$0.0	\$0.0	\$0.0	\$0.0	\$0.0	\$174.0	\$0.0	\$0.0	\$0.0	\$0.0	\$174.0	-\$174.0
3580 Servicios de limpieza y manejo de des...	\$0.0	\$0.0	\$0.0	\$0.0	\$0.0	\$0.0	\$0.0	\$0.0	\$174.0	\$0.0	\$0.0	\$0.0	\$0.0	\$174.0	-\$174.0
3581 Servicios de limpieza y manejo de des...	\$0.0	\$0.0	\$0.0	\$0.0	\$0.0	\$0.0	\$0.0	\$0.0	\$174.0	\$0.0	\$0.0	\$0.0	\$0.0	\$174.0	-\$174.0
3900 OTROS SERVICIOS GENERALES	\$0.0	\$0.0	\$0.0	\$0.0	\$0.0	\$0.0	\$0.0	\$174.3	\$265.1	\$177.3	\$0.0	\$0.0	\$0.0	\$616.8	-\$616.8
3980 Impuesto sobre nóminas y otros que s...	\$0.0	\$0.0	\$0.0	\$0.0	\$0.0	\$0.0	\$0.0	\$174.3	\$265.1	\$177.3	\$0.0	\$0.0	\$0.0	\$616.8	-\$616.8
3981 Impuesto sobre nóminas y otros que s...	\$0.0	\$0.0	\$0.0	\$0.0	\$0.0	\$0.0	\$0.0	\$174.3	\$265.1	\$177.3	\$0.0	\$0.0	\$0.0	\$616.8	-\$616.8
4000 TRANSFERENCIAS, ASIGNACIO...	\$0.0	\$0.0	\$0.0	\$0.0	\$0.0	\$0.0	\$0.0	\$0.0	\$55.1	\$55.1	\$0.0	\$0.0	\$0.0	\$55.1	-\$55.1
4100 TRANSFERENCIAS INTERNAS Y ASI...	\$0.0	\$0.0	\$0.0	\$0.0	\$0.0	\$0.0	\$0.0	\$0.0	\$0.0	\$55.1	\$0.0	\$0.0	\$0.0	\$55.1	-\$55.1
4150 Transferencias internas otorgadas a en...	\$0.0	\$0.0	\$0.0	\$0.0	\$0.0	\$0.0	\$0.0	\$0.0	\$0.0	\$55.1	\$0.0	\$0.0	\$0.0	\$55.1	-\$55.1
4151 Transferencias internas otorgadas a en...	\$0.0	\$0.0	\$0.0	\$0.0	\$0.0	\$0.0	\$0.0	\$0.0	\$0.0	\$55.1	\$0.0	\$0.0	\$0.0	\$55.1	-\$55.1
ISR 2021	\$1,974.0	\$0.0	\$0.0	\$0.0	\$533.0	\$642.5	\$268.4	\$390.4	\$703.5	\$642.3	\$0.0	\$0.0	\$0.0	\$3,180.3	-\$1,206.3
160800 APOYO A MUNICIPIOS															
MATERIALES Y SUMINISTROS	\$0.0	\$0.0	\$0.0	\$0.0	\$0.0	\$1,270.0	\$0.0	\$0.0	\$0.0	\$0.0	\$0.0	\$0.0	\$0.0	\$1,270.0	-\$1,270.0
2400 MATERIALES Y ARTICULOS DE CON...	\$0.0	\$0.0	\$0.0	\$0.0	\$0.0	\$1,270.0	\$0.0	\$0.0	\$0.0	\$0.0	\$0.0	\$0.0	\$0.0	\$1,270.0	-\$1,270.0
2410 Productos minerales no metálicos	\$0.0	\$0.0	\$0.0	\$0.0	\$0.0	\$88.1	\$0.0	\$0.0	\$0.0	\$0.0	\$0.0	\$0.0	\$0.0	\$88.1	-\$88.1
2411 Productos minerales no metálicos	\$0.0	\$0.0	\$0.0	\$0.0	\$0.0	\$88.1	\$0.0	\$0.0	\$0.0	\$0.0	\$0.0	\$0.0	\$0.0	\$88.1	-\$88.1
2420 Cemento y productos de concreto	\$0.0	\$0.0	\$0.0	\$0.0	\$0.0	\$564.9	\$0.0	\$0.0	\$0.0	\$0.0	\$0.0	\$0.0	\$0.0	\$564.9	-\$564.9
2421 Cemento y productos de concreto	\$0.0	\$0.0	\$0.0	\$0.0	\$0.0	\$564.9	\$0.0	\$0.0	\$0.0	\$0.0	\$0.0	\$0.0	\$0.0	\$564.9	-\$564.9
2470 Artículos metálicos para la construcción	\$0.0	\$0.0	\$0.0	\$0.0	\$0.0	\$616.8	\$0.0	\$0.0	\$0.0	\$0.0	\$0.0	\$0.0	\$0.0	\$616.8	-\$616.8
2471 Artículos metálicos para la construcción	\$0.0	\$0.0	\$0.0	\$0.0	\$0.0	\$616.8	\$0.0	\$0.0	\$0.0	\$0.0	\$0.0	\$0.0	\$0.0	\$616.8	-\$616.8
APOYO A MUNICIPIOS	\$0.0	\$0.0	\$0.0	\$0.0	\$0.0	\$1,270.0	\$0.0	\$0.0	\$0.0	\$0.0	\$0.0	\$0.0	\$0.0	\$1,270.0	-\$1,270.0
170120 REPO 2020															
INVERSIÓN PÚBLICA	\$316.5	\$0.0	\$2.5	\$0.0	\$0.0	\$0.0	\$0.0	\$0.0	\$0.0	\$0.0	\$0.0	\$0.0	\$0.0	\$2.5	\$313.9
6100 OBRA PÚBLICA EN BIENES DE DOMI...	\$316.5	\$0.0	\$2.5	\$0.0	\$0.0	\$0.0	\$0.0	\$0.0	\$0.0	\$0.0	\$0.0	\$0.0	\$0.0	\$2.5	\$313.9
6150 Construcción de vías de comunicación	\$316.5	\$0.0	\$2.5	\$0.0	\$0.0	\$0.0	\$0.0	\$0.0	\$0.0	\$0.0	\$0.0	\$0.0	\$0.0	\$2.5	\$313.9
6151 Construcción de vías de comunicación	\$316.5	\$0.0	\$2.5	\$0.0	\$0.0	\$0.0	\$0.0	\$0.0	\$0.0	\$0.0	\$0.0	\$0.0	\$0.0	\$2.5	\$313.9
REPO 2020	\$316.5	\$0.0	\$2.5	\$0.0	\$0.0	\$0.0	\$0.0	\$0.0	\$0.0	\$0.0	\$0.0	\$0.0	\$0.0	\$2.5	\$313.9
170220 FGP 2020															
MATERIALES Y SUMINISTROS	\$14.9	\$0.0	\$0.0	\$0.0	\$0.0	\$0.0	\$0.0	\$0.0	\$0.0	\$0.0	\$0.0	\$0.0	\$0.0	\$0.0	\$14.9
2600 COMBUSTIBLES, LUBRICANTES Y A...	\$14.9	\$0.0	\$0.0	\$0.0	\$0.0	\$0.0	\$0.0	\$0.0	\$0.0	\$0.0	\$0.0	\$0.0	\$0.0	\$0.0	\$14.9
2610 Combustibles, lubricantes y aditivos	\$14.9	\$0.0	\$0.0	\$0.0	\$0.0	\$0.0	\$0.0	\$0.0	\$0.0	\$0.0	\$0.0	\$0.0	\$0.0	\$0.0	\$14.9
2611 Combustibles, lubricantes y aditivos	\$14.9	\$0.0	\$0.0	\$0.0	\$0.0	\$0.0	\$0.0	\$0.0	\$0.0	\$0.0	\$0.0	\$0.0	\$0.0	\$0.0	\$14.9
FGP 2020	\$14.9	\$0.0	\$0.0	\$0.0	\$0.0	\$0.0	\$0.0	\$0.0	\$0.0	\$0.0	\$0.0	\$0.0	\$0.0	\$0.0	\$14.9



MUNICIPIO DE TEPEJI DEL RÍO DE OCAMPO
HIDALGO
Analitico Mensual de Egresos Pagados por Fuente de Financiamiento al 30/sep./2021
(Cuentas con Movimientos)
 (Cifras en miles de pesos)

Usr: SUPERVISOR
 Rep: rptAnaliticoEgresos_FFM

Fecha y hora de Impresión: 06/oct./2021 04:05 p. m.

Objeto del Gasto	Presupuesto Vigente	Ene	Feb	Mar	Abr	May	Jun	Jul	Ago	Sep	Oct	Nov	Dic	Total	Diferencia (Vigente - Total)
170620 FOFYR 2020															
2000 MATERIALES Y SUMINISTROS	\$121.2	\$107.9	\$13.2	\$0.0	\$0.0	\$0.0	\$0.0	\$0.0	\$0.0	\$0.0	\$0.0	\$0.0	\$0.0	\$121.2	\$0.0
2600 COMBUSTIBLES, LUBRICANTES Y A...	\$121.2	\$107.9	\$13.2	\$0.0	\$0.0	\$0.0	\$0.0	\$0.0	\$0.0	\$0.0	\$0.0	\$0.0	\$0.0	\$121.2	\$0.0
2610 Combustibles, lubricantes y aditivos	\$121.2	\$107.9	\$13.2	\$0.0	\$0.0	\$0.0	\$0.0	\$0.0	\$0.0	\$0.0	\$0.0	\$0.0	\$0.0	\$121.2	\$0.0
2611 Combustibles, lubricantes y aditivos	\$121.2	\$107.9	\$13.2	\$0.0	\$0.0	\$0.0	\$0.0	\$0.0	\$0.0	\$0.0	\$0.0	\$0.0	\$0.0	\$121.2	\$0.0
FOFYR 2020	\$121.2	\$107.9	\$13.2	\$0.0	\$0.0	\$0.0	\$0.0	\$0.0	\$0.0	\$0.0	\$0.0	\$0.0	\$0.0	\$121.2	\$0.0
170720 FOMENTO 2020															
2000 MATERIALES Y SUMINISTROS	\$209.6	\$209.6	\$0.0	\$0.0	\$0.0	\$0.0	\$0.0	\$0.0	\$0.0	\$0.0	\$0.0	\$0.0	\$0.0	\$209.6	\$0.0
2600 COMBUSTIBLES, LUBRICANTES Y A...	\$209.6	\$209.6	\$0.0	\$0.0	\$0.0	\$0.0	\$0.0	\$0.0	\$0.0	\$0.0	\$0.0	\$0.0	\$0.0	\$209.6	\$0.0
2610 Combustibles, lubricantes y aditivos	\$209.6	\$209.6	\$0.0	\$0.0	\$0.0	\$0.0	\$0.0	\$0.0	\$0.0	\$0.0	\$0.0	\$0.0	\$0.0	\$209.6	\$0.0
2611 Combustibles, lubricantes y aditivos	\$209.6	\$209.6	\$0.0	\$0.0	\$0.0	\$0.0	\$0.0	\$0.0	\$0.0	\$0.0	\$0.0	\$0.0	\$0.0	\$209.6	\$0.0
FOMENTO 2020	\$209.6	\$209.6	\$0.0	\$0.0	\$0.0	\$0.0	\$0.0	\$0.0	\$0.0	\$0.0	\$0.0	\$0.0	\$0.0	\$209.6	\$0.0
170920 ISAN 2020															
2000 MATERIALES Y SUMINISTROS	\$80.7	\$80.7	\$0.0	\$0.0	\$0.0	\$0.0	\$0.0	\$0.0	\$0.0	\$0.0	\$0.0	\$0.0	\$0.0	\$80.7	\$0.0
2600 COMBUSTIBLES, LUBRICANTES Y A...	\$80.7	\$80.7	\$0.0	\$0.0	\$0.0	\$0.0	\$0.0	\$0.0	\$0.0	\$0.0	\$0.0	\$0.0	\$0.0	\$80.7	\$0.0
2610 Combustibles, lubricantes y aditivos	\$80.7	\$80.7	\$0.0	\$0.0	\$0.0	\$0.0	\$0.0	\$0.0	\$0.0	\$0.0	\$0.0	\$0.0	\$0.0	\$80.7	\$0.0
2611 Combustibles, lubricantes y aditivos	\$80.7	\$80.7	\$0.0	\$0.0	\$0.0	\$0.0	\$0.0	\$0.0	\$0.0	\$0.0	\$0.0	\$0.0	\$0.0	\$80.7	\$0.0
ISAN 2020	\$80.7	\$80.7	\$0.0	\$0.0	\$0.0	\$0.0	\$0.0	\$0.0	\$0.0	\$0.0	\$0.0	\$0.0	\$0.0	\$80.7	\$0.0
171020 IEPS TABACOS 2020															
2000 MATERIALES Y SUMINISTROS	\$83.3	\$83.3	\$0.0	\$0.0	\$0.0	\$0.0	\$0.0	\$0.0	\$0.0	\$0.0	\$0.0	\$0.0	\$0.0	\$83.3	\$0.0
2600 COMBUSTIBLES, LUBRICANTES Y A...	\$83.3	\$83.3	\$0.0	\$0.0	\$0.0	\$0.0	\$0.0	\$0.0	\$0.0	\$0.0	\$0.0	\$0.0	\$0.0	\$83.3	\$0.0
2610 Combustibles, lubricantes y aditivos	\$83.3	\$83.3	\$0.0	\$0.0	\$0.0	\$0.0	\$0.0	\$0.0	\$0.0	\$0.0	\$0.0	\$0.0	\$0.0	\$83.3	\$0.0
2611 Combustibles, lubricantes y aditivos	\$83.3	\$83.3	\$0.0	\$0.0	\$0.0	\$0.0	\$0.0	\$0.0	\$0.0	\$0.0	\$0.0	\$0.0	\$0.0	\$83.3	\$0.0
IEPS TABACOS 2020	\$83.3	\$83.3	\$0.0	\$0.0	\$0.0	\$0.0	\$0.0	\$0.0	\$0.0	\$0.0	\$0.0	\$0.0	\$0.0	\$83.3	\$0.0
171120 IVFGD 2020															
2000 MATERIALES Y SUMINISTROS	\$1.4	\$1.4	\$0.0	\$0.0	\$0.0	\$0.0	\$0.0	\$0.0	\$0.0	\$0.0	\$0.0	\$0.0	\$0.0	\$1.4	\$0.0
2600 COMBUSTIBLES, LUBRICANTES Y A...	\$1.4	\$1.4	\$0.0	\$0.0	\$0.0	\$0.0	\$0.0	\$0.0	\$0.0	\$0.0	\$0.0	\$0.0	\$0.0	\$1.4	\$0.0
2610 Combustibles, lubricantes y aditivos	\$1.4	\$1.4	\$0.0	\$0.0	\$0.0	\$0.0	\$0.0	\$0.0	\$0.0	\$0.0	\$0.0	\$0.0	\$0.0	\$1.4	\$0.0
2611 Combustibles, lubricantes y aditivos	\$1.4	\$1.4	\$0.0	\$0.0	\$0.0	\$0.0	\$0.0	\$0.0	\$0.0	\$0.0	\$0.0	\$0.0	\$0.0	\$1.4	\$0.0
IVFGD 2020	\$1.4	\$1.4	\$0.0	\$0.0	\$0.0	\$0.0	\$0.0	\$0.0	\$0.0	\$0.0	\$0.0	\$0.0	\$0.0	\$1.4	\$0.0
171220 CISAN 2020															
2000 MATERIALES Y SUMINISTROS	\$32.7	\$30.3	\$2.3	\$0.0	\$0.0	\$0.0	\$0.0	\$0.0	\$0.0	\$0.0	\$0.0	\$0.0	\$0.0	\$32.7	\$0.0
2600 COMBUSTIBLES, LUBRICANTES Y A...	\$32.7	\$30.3	\$2.3	\$0.0	\$0.0	\$0.0	\$0.0	\$0.0	\$0.0	\$0.0	\$0.0	\$0.0	\$0.0	\$32.7	\$0.0

**MUNICIPIO DE TEPEJI DEL RÍO DE OCAMPO
HIDALGO**
Análisis Mensual de Egresos Pagados por Fuente de Financiamiento al 30/sep./2021
(Cuentas con Movimientos)
(Cifras en miles de pesos)

Fecha y hora de Impresión | 06/oct./2021 | 04:05 p. m.

Objeto del Gasto	Presupuesto Vigente	Ene	Feb	Mar	Abr	May	Jun	Jul	Ago	Sep	Oct	Nov	Dic	Total	Diferencia (Vigente - Total)
2510 Combustibles, lubricantes y aditivos	\$32.7	\$30.3	\$2.3	\$0.0	\$0.0	\$0.0	\$0.0	\$0.0	\$0.0	\$0.0	\$0.0	\$0.0	\$0.0	\$32.7	\$0.0
2511 Combustibles, lubricantes y aditivos	\$32.7	\$30.3	\$2.3	\$0.0	\$0.0	\$0.0	\$0.0	\$0.0	\$0.0	\$0.0	\$0.0	\$0.0	\$0.0	\$32.7	\$0.0
CISAN 2020	\$32.7	\$30.3	\$2.3	\$0.0	\$0.0	\$0.0	\$0.0	\$0.0	\$0.0	\$0.0	\$0.0	\$0.0	\$0.0	\$32.7	\$0.0
171820 FEIEF 2020															
MATERIALES Y SUMINISTROS	\$1.4	\$0.0	\$0.0	\$0.0	\$0.0	\$0.0	\$0.0	\$0.0	\$0.0	\$0.0	\$0.0	\$0.0	\$0.0	\$0.0	\$1.4
2600 COMBUSTIBLES, LUBRICANTES Y A...	\$1.4	\$0.0	\$0.0	\$0.0	\$0.0	\$0.0	\$0.0	\$0.0	\$0.0	\$0.0	\$0.0	\$0.0	\$0.0	\$0.0	\$1.4
2510 Combustibles, lubricantes y aditivos	\$1.4	\$0.0	\$0.0	\$0.0	\$0.0	\$0.0	\$0.0	\$0.0	\$0.0	\$0.0	\$0.0	\$0.0	\$0.0	\$0.0	\$1.4
2511 Combustibles, lubricantes y aditivos	\$1.4	\$0.0	\$0.0	\$0.0	\$0.0	\$0.0	\$0.0	\$0.0	\$0.0	\$0.0	\$0.0	\$0.0	\$0.0	\$0.0	\$1.4
FEIEF 2020	\$1.4	\$0.0	\$0.0	\$0.0	\$0.0	\$0.0	\$0.0	\$0.0	\$0.0	\$0.0	\$0.0	\$0.0	\$0.0	\$0.0	\$1.4
172920 ISR 20															
MATERIALES Y SUMINISTROS	\$1,112.6	\$0.0	\$0.0	\$201.1	\$0.0	\$895.6	\$0.0	\$0.0	\$0.0	\$0.0	\$0.0	\$0.0	\$0.0	\$1,096.8	\$15.8
2400 MATERIALES Y ARTICULOS DE CON...	\$1,112.6	\$0.0	\$0.0	\$201.1	\$0.0	\$895.6	\$0.0	\$0.0	\$0.0	\$0.0	\$0.0	\$0.0	\$0.0	\$1,096.8	\$15.8
2490 Otros materiales y artículos de constru...	\$1,112.6	\$0.0	\$0.0	\$201.1	\$0.0	\$895.6	\$0.0	\$0.0	\$0.0	\$0.0	\$0.0	\$0.0	\$0.0	\$1,096.8	\$15.8
2491 Otros materiales y artículos de constru...	\$1,112.6	\$0.0	\$0.0	\$201.1	\$0.0	\$895.6	\$0.0	\$0.0	\$0.0	\$0.0	\$0.0	\$0.0	\$0.0	\$1,096.8	\$15.8
5000 BIENES MUEBLES, INMUEBLES...	\$120.0	\$110.3	\$0.0	\$0.0	\$0.0	\$0.0	\$0.0	\$0.0	\$0.0	\$0.0	\$0.0	\$0.0	\$0.0	\$110.3	\$9.6
5100 MOBILIARIO Y EQUIPO DE ADMINIST...	\$120.0	\$110.3	\$0.0	\$0.0	\$0.0	\$0.0	\$0.0	\$0.0	\$0.0	\$0.0	\$0.0	\$0.0	\$0.0	\$110.3	\$9.6
5150 Equipo de cómputo y de tecnologías d...	\$120.0	\$110.3	\$0.0	\$0.0	\$0.0	\$0.0	\$0.0	\$0.0	\$0.0	\$0.0	\$0.0	\$0.0	\$0.0	\$110.3	\$9.6
5151 Equipo de cómputo y de tecnología de...	\$120.0	\$110.3	\$0.0	\$0.0	\$0.0	\$0.0	\$0.0	\$0.0	\$0.0	\$0.0	\$0.0	\$0.0	\$0.0	\$110.3	\$9.6
ISR 20	\$1,232.6	\$110.3	\$0.0	\$201.1	\$0.0	\$895.6	\$0.0	\$0.0	\$0.0	\$0.0	\$0.0	\$0.0	\$0.0	\$1,207.1	\$25.5
250400 Fondo de Aportaciones para la Infraestructura Social Municipal y de la Demarcaciones Territoriales del Dist															
INVERSIÓN PÚBLICA	\$19,472.0	\$0.0	\$0.0	\$0.0	\$0.0	\$0.0	\$0.0	\$0.0	\$0.0	\$0.0	\$0.0	\$0.0	\$0.0	\$0.0	\$19,472.0
6000 OBRA PÚBLICA EN BIENES DE DOMI...	\$19,472.0	\$0.0	\$0.0	\$0.0	\$0.0	\$0.0	\$0.0	\$0.0	\$0.0	\$0.0	\$0.0	\$0.0	\$0.0	\$0.0	\$19,472.0
6150 Construcción de vías de comunicación	\$19,472.0	\$0.0	\$0.0	\$0.0	\$0.0	\$0.0	\$0.0	\$0.0	\$0.0	\$0.0	\$0.0	\$0.0	\$0.0	\$0.0	\$19,472.0
6151 Construcción de vías de comunicación	\$19,472.0	\$0.0	\$0.0	\$0.0	\$0.0	\$0.0	\$0.0	\$0.0	\$0.0	\$0.0	\$0.0	\$0.0	\$0.0	\$0.0	\$19,472.0
Fondo de Aportaciones par...	\$19,472.0	\$0.0	\$0.0	\$0.0	\$0.0	\$0.0	\$0.0	\$0.0	\$0.0	\$0.0	\$0.0	\$0.0	\$0.0	\$0.0	\$19,472.0
250500 Fondo de Aportaciones para el Fortalecimiento de los Municipios y de las Demarcaciones Territoriales del I															
SERVICIOS PERSONALES	\$29,735.7	\$1,794.6	\$2,021.5	\$1,779.1	\$1,964.0	\$1,836.4	\$1,863.2	\$2,695.2	\$2,534.8	\$1,872.7	\$0.0	\$0.0	\$0.0	\$18,362.0	\$11,373.6
1100 REMUNERACIONES AL PERSONAL...	\$21,053.9	\$1,705.5	\$1,557.4	\$1,511.6	\$1,420.4	\$1,363.8	\$1,485.3	\$2,186.2	\$1,538.1	\$1,421.4	\$0.0	\$0.0	\$0.0	\$14,192.1	\$6,861.7
1130 Sueldos base al personal permanente	\$21,053.9	\$1,705.5	\$1,557.4	\$1,511.6	\$1,420.4	\$1,363.8	\$1,485.3	\$2,186.2	\$1,538.1	\$1,421.4	\$0.0	\$0.0	\$0.0	\$14,192.1	\$6,861.7
1131 Sueldos base al personal permanente	\$21,053.9	\$1,705.5	\$1,557.4	\$1,511.6	\$1,420.4	\$1,363.8	\$1,485.3	\$2,186.2	\$1,538.1	\$1,421.4	\$0.0	\$0.0	\$0.0	\$14,192.1	\$6,861.7
1200 REMUNERACIONES AL PERSONAL...	\$687.6	\$50.5	\$67.7	\$61.7	\$70.6	\$80.5	\$72.1	\$96.5	\$77.8	\$66.1	\$0.0	\$0.0	\$0.0	\$643.8	\$43.8
1220 Sueldos base al personal eventual	\$687.6	\$50.5	\$67.7	\$61.7	\$70.6	\$80.5	\$72.1	\$96.5	\$77.8	\$66.1	\$0.0	\$0.0	\$0.0	\$643.8	\$43.8
1221 Sueldos base al personal eventual	\$687.6	\$50.5	\$67.7	\$61.7	\$70.6	\$80.5	\$72.1	\$96.5	\$77.8	\$66.1	\$0.0	\$0.0	\$0.0	\$643.8	\$43.8
1300 REMUNERACIONES ADICIONALES Y...	\$4,441.4	\$21.5	\$68.8	\$26.2	\$94.0	\$77.1	\$51.5	\$73.5	\$25.5	\$85.8	\$0.0	\$0.0	\$0.0	\$524.4	\$3,916.9
1310 Primas por años de servicios efectivos...	\$411.3	\$21.5	\$27.8	\$11.4	\$37.8	\$25.5	\$19.2	\$17.1	\$0.0	\$0.0	\$0.0	\$0.0	\$0.0	\$142.4	\$268.9



**MUNICIPIO DE TEPEJI DEL RÍO DE OCAMPO
HIDALGO**
Analítico Mensual de Egresos Pagados por Fuente de Financiamiento al 30/sep./2021
(Cuentas con Movimientos)
(Cifras en miles de pesos)

Objeto del Gasto	Presupuesto Vigente	Ene	Feb	Mar	Abr	May	Jun	Jul	Ago	Sep	Oct	Nov	Dic	Total	Diferencia (Vigente - Total)
1311 Primas por años de servicios efectivos...	\$411.3	\$21.5	\$27.8	\$11.4	\$37.8	\$2.5	\$4.7	\$19.2	\$0.0	\$17.1	\$0.0	\$0.0	\$0.0	\$142.4	\$268.9
1320 Primas de vacaciones, dominical y grat...	\$4,030.0	\$0.0	\$41.0	\$14.8	\$56.2	\$68.5	\$46.8	\$54.2	\$25.5	\$68.6	\$0.0	\$0.0	\$0.0	\$375.9	\$3,654.0
1321 Primas de vacaciones, dominical y grat...	\$4,030.0	\$0.0	\$41.0	\$14.8	\$56.2	\$68.5	\$46.8	\$54.2	\$25.5	\$68.6	\$0.0	\$0.0	\$0.0	\$375.9	\$3,654.0
1340 Compensaciones	\$0.0	\$0.0	\$0.0	\$0.0	\$0.0	\$6.0	\$0.0	\$0.0	\$0.0	\$0.0	\$0.0	\$0.0	\$0.0	\$6.0	-\$5.9
1341 Compensaciones	\$0.0	\$0.0	\$0.0	\$0.0	\$0.0	\$6.0	\$0.0	\$0.0	\$0.0	\$0.0	\$0.0	\$0.0	\$0.0	\$6.0	-\$5.9
1500 OTRAS PRESTACIONES SOCIALES Y...	\$3,552.6	\$16.9	\$327.4	\$179.4	\$378.9	\$314.8	\$254.2	\$336.8	\$893.3	\$299.4	\$0.0	\$0.0	\$0.0	\$3,001.5	\$551.0
1510 Cuotas para el fondo de ahorro y fond...	\$1,555.8	\$0.0	\$233.8	\$94.3	\$104.5	\$100.9	\$106.0	\$160.1	\$108.2	\$107.0	\$0.0	\$0.0	\$0.0	\$1,015.2	\$540.6
1511 Cuotas para el fondo de ahorro y fond...	\$1,555.8	\$0.0	\$233.8	\$94.3	\$104.5	\$100.9	\$106.0	\$160.1	\$108.2	\$107.0	\$0.0	\$0.0	\$0.0	\$1,015.2	\$540.6
1520 Indemnizaciones	\$300.0	\$0.0	\$19.2	\$12.8	\$141.8	\$25.7	\$0.0	\$17.4	\$726.0	\$12.8	\$0.0	\$0.0	\$0.0	\$956.1	-\$656.1
1521 Indemnizaciones	\$300.0	\$0.0	\$19.2	\$12.8	\$141.8	\$25.7	\$0.0	\$17.4	\$726.0	\$12.8	\$0.0	\$0.0	\$0.0	\$956.1	-\$656.1
1540 Prestaciones contractuales	\$1,696.8	\$16.9	\$74.3	\$72.2	\$132.5	\$188.1	\$148.1	\$159.2	\$59.0	\$179.5	\$0.0	\$0.0	\$0.0	\$1,030.2	\$666.6
1541 Prestaciones contractuales	\$1,696.8	\$16.9	\$74.3	\$72.2	\$132.5	\$188.1	\$148.1	\$159.2	\$59.0	\$179.5	\$0.0	\$0.0	\$0.0	\$1,030.2	\$666.6
2000 MATERIALES Y SUMINISTROS	\$13,674.9	\$309.1	\$707.6	\$793.2	\$955.5	\$1,727.3	\$661.8	\$859.5	\$1,142.2	\$724.5	\$0.0	\$0.0	\$0.0	\$7,921.1	\$5,753.8
2100 MATERIALES DE ADMINISTRACIÓN...	\$2,659.9	\$0.0	\$0.0	\$9.3	\$0.0	\$5.6	\$0.0	\$7.7	\$1.7	\$34.4	\$0.0	\$0.0	\$0.0	\$62.9	\$2,077.0
2110 Materiales, útiles y equipos menores d...	\$69.9	\$0.0	\$0.0	\$9.3	\$0.0	\$5.6	\$0.0	\$7.7	\$1.7	\$34.4	\$0.0	\$0.0	\$0.0	\$49.2	\$20.7
2111 Materiales, útiles y equipos menores d...	\$69.9	\$0.0	\$0.0	\$9.3	\$0.0	\$5.6	\$0.0	\$7.7	\$1.7	\$34.4	\$0.0	\$0.0	\$0.0	\$49.2	\$20.7
2140 Materiales, útiles y equipos menores d...	\$0.0	\$0.0	\$0.0	\$0.0	\$0.0	\$0.0	\$0.0	\$3.2	\$0.0	\$0.0	\$0.0	\$0.0	\$0.0	\$3.2	-\$3.2
2141 Materiales, útiles y equipos menores d...	\$0.0	\$0.0	\$0.0	\$0.0	\$0.0	\$0.0	\$0.0	\$3.2	\$0.0	\$0.0	\$0.0	\$0.0	\$0.0	\$3.2	-\$3.2
2160 Material de limpieza	\$199.9	\$0.0	\$0.0	\$0.0	\$0.0	\$3.9	\$0.0	\$3.4	\$1.7	\$1.4	\$0.0	\$0.0	\$0.0	\$10.5	\$189.4
2161 Material de limpieza	\$199.9	\$0.0	\$0.0	\$0.0	\$0.0	\$3.9	\$0.0	\$3.4	\$1.7	\$1.4	\$0.0	\$0.0	\$0.0	\$10.5	\$189.4
2200 ALIMENTOS Y UTENSILIOS	\$200.0	\$0.0	\$0.0	\$10.2	\$9.9	\$1.3	\$44.8	\$7.2	\$10.9	\$56.0	\$0.0	\$0.0	\$0.0	\$140.7	\$59.2
2210 Productos alimenticios para personas	\$200.0	\$0.0	\$0.0	\$10.2	\$9.9	\$1.3	\$44.8	\$7.2	\$10.9	\$56.0	\$0.0	\$0.0	\$0.0	\$140.7	\$59.2
2211 Productos alimenticios para personas	\$200.0	\$0.0	\$0.0	\$10.2	\$9.9	\$1.3	\$44.8	\$7.2	\$10.9	\$56.0	\$0.0	\$0.0	\$0.0	\$140.7	\$59.2
2400 MATERIALES Y ARTICULOS DE CON...	\$395.0	\$4.5	\$0.0	\$4.4	\$0.0	\$0.0	\$3.5	\$0.2	\$592.4	\$0.0	\$0.0	\$0.0	\$0.0	\$605.3	-\$300.3
2460 Material eléctrico y electrónico	\$5.0	\$0.0	\$0.0	\$0.5	\$0.0	\$0.0	\$1.3	\$0.2	\$0.3	\$0.0	\$0.0	\$0.0	\$0.0	\$2.4	\$2.5
2461 Material eléctrico y electrónico	\$5.0	\$0.0	\$0.0	\$0.5	\$0.0	\$0.0	\$1.3	\$0.2	\$0.3	\$0.0	\$0.0	\$0.0	\$0.0	\$2.4	\$2.5
2490 Otros materiales y artículos de constru...	\$300.0	\$4.5	\$0.0	\$3.9	\$0.0	\$0.0	\$2.1	\$0.0	\$592.0	\$0.0	\$0.0	\$0.0	\$0.0	\$602.8	-\$302.8
2491 Otros materiales y artículos de constru...	\$300.0	\$4.5	\$0.0	\$3.9	\$0.0	\$0.0	\$2.1	\$0.0	\$592.0	\$0.0	\$0.0	\$0.0	\$0.0	\$602.8	-\$302.8
2500 PRODUCTOS QUÍMICOS, FARMACÉU...	\$2,450.0	\$65.4	\$189.0	\$163.3	\$115.9	\$73.6	\$130.1	\$148.5	\$49.6	\$90.3	\$0.0	\$0.0	\$0.0	\$1,026.0	\$1,423.9
2530 Medicinas y productos farmacéuticos	\$2,200.0	\$65.4	\$171.2	\$131.4	\$77.3	\$66.6	\$64.1	\$92.0	\$49.6	\$90.3	\$0.0	\$0.0	\$0.0	\$1,391.6	\$808.3
2531 Medicinas y productos farmacéuticos	\$2,200.0	\$65.4	\$171.2	\$131.4	\$77.3	\$66.6	\$64.1	\$92.0	\$49.6	\$90.3	\$0.0	\$0.0	\$0.0	\$1,391.6	\$808.3
2540 Materiales, accesorios y suministros m...	\$250.0	\$0.0	\$17.7	\$31.8	\$38.5	\$7.0	\$66.0	\$55.5	\$0.0	\$0.0	\$0.0	\$0.0	\$0.0	\$217.7	\$32.2
2541 Materiales, accesorios y suministros m...	\$250.0	\$0.0	\$17.7	\$31.8	\$38.5	\$7.0	\$66.0	\$55.5	\$0.0	\$0.0	\$0.0	\$0.0	\$0.0	\$217.7	\$32.2
2600 COMBUSTIBLES, LUBRICANTES Y A...	\$7,999.9	\$238.1	\$504.2	\$540.2	\$655.1	\$566.3	\$467.4	\$646.2	\$458.9	\$534.4	\$0.0	\$0.0	\$0.0	\$4,613.2	\$3,386.7
2610 Combustibles, lubricantes y aditivos	\$7,999.9	\$238.1	\$504.2	\$540.2	\$655.1	\$566.3	\$467.4	\$646.2	\$458.9	\$534.4	\$0.0	\$0.0	\$0.0	\$4,613.2	\$3,386.7
2611 Combustibles, lubricantes y aditivos	\$7,999.9	\$238.1	\$504.2	\$540.2	\$655.1	\$566.3	\$467.4	\$646.2	\$458.9	\$534.4	\$0.0	\$0.0	\$0.0	\$4,613.2	\$3,386.7
2700 VESTUARIO, BLANCOS, PRENDAS D...	\$1,400.0	\$0.0	\$0.0	\$0.0	\$128.0	\$1,038.1	\$15.7	\$4.2	\$8.8	\$0.0	\$0.0	\$0.0	\$0.0	\$1,195.0	\$204.9
2710 Vestuario y uniformes	\$1,200.0	\$0.0	\$0.0	\$0.0	\$128.0	\$1,038.1	\$0.0	\$0.0	\$8.8	\$0.0	\$0.0	\$0.0	\$0.0	\$1,174.9	\$25.0
2711 Vestuario y uniformes	\$1,200.0	\$0.0	\$0.0	\$0.0	\$128.0	\$1,038.1	\$0.0	\$0.0	\$8.8	\$0.0	\$0.0	\$0.0	\$0.0	\$1,174.9	\$25.0
2720 Prendas de seguridad y protección per...	\$200.0	\$0.0	\$0.0	\$0.0	\$0.0	\$0.0	\$15.7	\$4.2	\$0.0	\$0.0	\$0.0	\$0.0	\$0.0	\$20.0	\$179.9



MUNICIPIO DE TEPEJI DEL RÍO DE OCAMPO HIDALGO

Analítico Mensual de Egresos Pagados por Fuente de Financiamiento al 30/sep./2021 (Cuentas con Movimientos)

(Cifras en miles de pesos)

Objeto del Gasto	Presupuesto Vigente	Ene	Feb	Mar	Abr	May	Jun	Jul	Ago	Sep	Oct	Nov	Dic	Total	Diferencia (Vigente - Total)
2721	\$200.0	\$0.0	\$0.0	\$0.0	\$0.0	\$0.0	\$15.7	\$4.2	\$0.0	\$0.0	\$0.0	\$0.0	\$0.0	\$20.0	\$179.9
2900	\$1,050.0	\$0.0	\$14.4	\$65.6	\$86.3	\$38.1	\$0.0	\$43.1	\$19.8	\$9.2	\$0.0	\$0.0	\$0.0	\$277.6	\$772.3
2910	\$50.0	\$0.9	\$6.4	\$0.9	\$0.0	\$7.0	\$0.0	\$13.0	\$0.0	\$0.0	\$0.0	\$0.0	\$0.0	\$28.5	\$21.4
2911	\$50.0	\$0.9	\$6.4	\$0.9	\$0.0	\$7.0	\$0.0	\$13.0	\$0.0	\$0.0	\$0.0	\$0.0	\$0.0	\$28.5	\$21.4
2920	\$0.0	\$0.0	\$0.0	\$0.0	\$0.8	\$0.0	\$0.0	\$0.0	\$0.0	\$0.0	\$0.0	\$0.0	\$0.0	\$0.8	-\$0.8
2921	\$0.0	\$0.0	\$0.0	\$0.0	\$0.8	\$0.0	\$0.0	\$0.0	\$0.0	\$0.0	\$0.0	\$0.0	\$0.0	\$0.8	-\$0.8
2940	\$0.0	\$0.0	\$0.0	\$0.0	\$0.0	\$0.0	\$0.0	\$0.7	\$0.0	\$0.0	\$0.0	\$0.0	\$0.0	\$0.7	-\$0.7
2941	\$0.0	\$0.0	\$0.0	\$0.0	\$0.0	\$0.0	\$0.0	\$0.7	\$0.0	\$0.0	\$0.0	\$0.0	\$0.0	\$0.7	-\$0.7
2960	\$1,000.0	\$0.0	\$7.9	\$64.6	\$85.5	\$31.0	\$0.0	\$29.3	\$19.8	\$9.2	\$0.0	\$0.0	\$0.0	\$247.6	\$752.3
2961	\$1,000.0	\$0.0	\$7.9	\$64.6	\$85.5	\$31.0	\$0.0	\$29.3	\$19.8	\$9.2	\$0.0	\$0.0	\$0.0	\$247.6	\$752.3
3000	\$17,707.2	\$285.6	\$841.7	\$598.2	\$1,878.8	\$1,224.0	\$1,939.8	\$1,836.2	\$2,487.4	\$1,212.6	\$0.0	\$0.0	\$0.0	\$12,284.7	\$5,422.4
3100	\$8,851.6	\$280.8	\$646.6	\$514.7	\$1,667.5	\$1,042.3	\$1,494.8	\$1,173.2	\$793.0	\$981.4	\$0.0	\$0.0	\$0.0	\$8,550.8	\$270.8
3110	\$7,781.3	\$256.7	\$641.2	\$509.9	\$1,133.1	\$833.1	\$1,290.4	\$854.4	\$684.6	\$692.7	\$0.0	\$0.0	\$0.0	\$7,096.4	\$684.8
3111	\$7,781.3	\$256.7	\$641.2	\$509.9	\$1,133.1	\$833.1	\$1,290.4	\$854.4	\$684.6	\$692.7	\$0.0	\$0.0	\$0.0	\$7,096.4	\$684.8
3120	\$20.0	\$0.0	\$1.7	\$1.1	\$1.1	\$0.0	\$0.0	\$0.0	\$0.0	\$3.7	\$0.0	\$0.0	\$0.0	\$7.8	\$12.1
3121	\$20.0	\$0.0	\$1.7	\$1.1	\$1.1	\$0.0	\$0.0	\$0.0	\$0.0	\$3.7	\$0.0	\$0.0	\$0.0	\$7.8	\$12.1
3130	\$1,000.0	\$0.0	\$0.0	\$0.0	\$529.5	\$0.0	\$200.7	\$221.0	\$104.6	\$281.3	\$0.0	\$0.0	\$0.0	\$1,337.4	-\$337.4
3131	\$1,000.0	\$0.0	\$0.0	\$0.0	\$529.5	\$0.0	\$200.7	\$221.0	\$104.6	\$281.3	\$0.0	\$0.0	\$0.0	\$1,337.4	-\$337.4
3140	\$50.0	\$3.7	\$3.6	\$3.6	\$3.6	\$3.6	\$3.6	\$3.6	\$3.6	\$3.6	\$0.0	\$0.0	\$0.0	\$33.2	\$16.7
3141	\$50.0	\$3.7	\$3.6	\$3.6	\$3.6	\$3.6	\$3.6	\$3.6	\$3.6	\$3.6	\$0.0	\$0.0	\$0.0	\$33.2	\$16.7
3180	\$0.2	\$0.2	\$0.0	\$0.0	\$0.0	\$0.0	\$0.0	\$0.0	\$0.0	\$0.0	\$0.0	\$0.0	\$0.0	\$0.2	\$0.0
3181	\$0.2	\$0.2	\$0.0	\$0.0	\$0.0	\$0.0	\$0.0	\$0.0	\$0.0	\$0.0	\$0.0	\$0.0	\$0.0	\$0.2	\$0.0
3190	\$0.0	\$0.0	\$0.0	\$0.0	\$0.0	\$0.0	\$0.0	\$0.0	\$0.0	\$0.0	\$0.0	\$0.0	\$0.0	\$0.0	\$0.0
3191	\$0.0	\$0.0	\$0.0	\$0.0	\$0.0	\$0.0	\$0.0	\$0.0	\$0.0	\$0.0	\$0.0	\$0.0	\$0.0	\$0.0	\$0.0
3200	\$0.0	\$0.0	\$0.0	\$0.0	\$0.0	\$0.0	\$0.0	\$0.0	\$0.0	\$0.0	\$0.0	\$0.0	\$0.0	\$0.0	\$0.0
3290	\$0.0	\$0.0	\$0.0	\$0.0	\$0.0	\$0.0	\$0.0	\$0.7	\$0.0	\$0.0	\$0.0	\$0.0	\$0.0	\$0.7	-\$0.7
3291	\$0.0	\$0.0	\$0.0	\$0.0	\$0.0	\$0.0	\$0.0	\$0.7	\$0.0	\$0.0	\$0.0	\$0.0	\$0.0	\$0.7	-\$0.7
3300	\$1,481.1	\$4.0	\$0.0	\$29.4	\$19.2	\$31.4	\$34.8	\$50.6	\$785.9	\$3.1	\$0.0	\$0.0	\$0.0	\$956.8	\$522.3
3340	\$1,281.1	\$0.0	\$0.0	\$0.0	\$0.0	\$0.0	\$18.5	\$0.0	\$774.2	\$0.0	\$0.0	\$0.0	\$0.0	\$792.7	\$488.3
3341	\$1,281.1	\$0.0	\$0.0	\$0.0	\$0.0	\$0.0	\$18.5	\$0.0	\$774.2	\$0.0	\$0.0	\$0.0	\$0.0	\$792.7	\$488.3
3360	\$200.0	\$4.0	\$0.0	\$29.4	\$19.2	\$31.4	\$16.2	\$43.6	\$11.7	\$3.1	\$0.0	\$0.0	\$0.0	\$159.0	\$40.9
3361	\$200.0	\$4.0	\$0.0	\$29.4	\$19.2	\$31.4	\$16.2	\$43.6	\$11.7	\$3.1	\$0.0	\$0.0	\$0.0	\$159.0	\$40.9
3390	\$0.0	\$0.0	\$0.0	\$0.0	\$0.0	\$0.0	\$6.9	\$6.9	\$0.0	\$0.0	\$0.0	\$0.0	\$0.0	\$6.9	-\$6.9
3391	\$0.0	\$0.0	\$0.0	\$0.0	\$0.0	\$0.0	\$6.9	\$6.9	\$0.0	\$0.0	\$0.0	\$0.0	\$0.0	\$6.9	-\$6.9
3400	\$650.0	\$0.0	\$0.0	\$0.0	\$0.0	\$0.0	\$0.0	\$34.3	\$227.4	\$0.0	\$0.0	\$0.0	\$0.0	\$261.8	\$388.1
3450	\$650.0	\$0.0	\$0.0	\$0.0	\$0.0	\$0.0	\$0.0	\$34.3	\$227.4	\$0.0	\$0.0	\$0.0	\$0.0	\$261.8	\$388.1
3500	\$6,694.5	\$0.0	\$194.5	\$53.0	\$185.9	\$149.7	\$410.1	\$571.3	\$681.0	\$228.0	\$0.0	\$0.0	\$0.0	\$2,473.8	\$4,220.7
3510	\$200.0	\$0.0	\$2.1	\$0.2	\$0.0	\$6.2	\$0.0	\$0.0	\$0.0	\$0.0	\$0.0	\$0.0	\$0.0	\$6.5	\$191.4
3511	\$200.0	\$0.0	\$2.1	\$0.2	\$0.0	\$6.2	\$0.0	\$0.0	\$0.0	\$0.0	\$0.0	\$0.0	\$0.0	\$6.5	\$191.4



**MUNICIPIO DE TEPEJI DEL RÍO DE OCAMPO
HIDALGO**
Analitico Mensual de Egresos Pagados por Fuente de Financiamiento al 30/sep./2021
(Cuentas con Movimientos)
(Cifras en miles de pesos)

Objeto del Gasto	Presupuesto Vigente	Ene	Feb	Mar	Abr	May	Jun	Jul	Ago	Sep	Oct	Nov	Dic	Total	Diferencia (Vigente - Total)
3530 Instalación, reparación y mantenimiento...	\$50.0	\$0.0	\$0.0	\$0.0	\$0.0	\$0.0	\$0.0	\$0.0	\$0.0	\$0.0	\$0.0	\$0.0	\$0.0	\$0.0	\$50.0
3531 Instalación, reparación y mantenimiento...	\$50.0	\$0.0	\$0.0	\$0.0	\$0.0	\$0.0	\$0.0	\$0.0	\$0.0	\$0.0	\$0.0	\$0.0	\$0.0	\$0.0	\$50.0
3550 Reparación y mantenimiento de equip...	\$6,344.5	\$192.3	\$192.3	\$52.8	\$185.9	\$143.5	\$410.1	\$668.0	\$681.0	\$228.0	\$0.0	\$0.0	\$0.0	\$2,461.9	\$3,882.5
3551 Reparación y mantenimiento de equip...	\$6,344.5	\$0.0	\$192.3	\$52.8	\$185.9	\$143.5	\$410.1	\$668.0	\$681.0	\$228.0	\$0.0	\$0.0	\$0.0	\$2,461.9	\$3,882.5
3570 Instalación, reparación y mantenimiento...	\$100.0	\$0.0	\$0.0	\$0.0	\$0.0	\$0.0	\$0.0	\$3.3	\$0.0	\$0.0	\$0.0	\$0.0	\$0.0	\$3.3	\$96.6
3571 Instalación, reparación y mantenimiento...	\$100.0	\$0.0	\$0.0	\$0.0	\$0.0	\$0.0	\$0.0	\$3.3	\$0.0	\$0.0	\$0.0	\$0.0	\$0.0	\$3.3	\$96.6
3700 SERVICIOS DE TRASLADOS Y VIAJOS...	\$20.0	\$0.7	\$0.5	\$0.9	\$0.0	\$0.4	\$0.0	\$0.0	\$0.0	\$0.0	\$0.0	\$0.0	\$0.0	\$2.6	\$17.3
3750 Váticos en el país	\$20.0	\$0.7	\$0.5	\$0.9	\$0.0	\$0.4	\$0.0	\$0.0	\$0.0	\$0.0	\$0.0	\$0.0	\$0.0	\$2.6	\$17.3
3751 Váticos en el país	\$20.0	\$0.7	\$0.5	\$0.9	\$0.0	\$0.4	\$0.0	\$0.0	\$0.0	\$0.0	\$0.0	\$0.0	\$0.0	\$2.6	\$17.3
3900 OTROS SERVICIOS GENERALES	\$10.0	\$0.0	\$0.0	\$0.0	\$6.1	\$0.0	\$0.0	\$0.0	\$0.0	\$0.0	\$0.0	\$0.0	\$0.0	\$6.1	\$3.8
3920 Impuestos y derechos	\$10.0	\$0.0	\$0.0	\$0.0	\$0.0	\$0.0	\$0.0	\$0.0	\$0.0	\$0.0	\$0.0	\$0.0	\$0.0	\$0.0	\$10.0
3921 Impuestos y derechos	\$10.0	\$0.0	\$0.0	\$0.0	\$0.0	\$0.0	\$0.0	\$0.0	\$0.0	\$0.0	\$0.0	\$0.0	\$0.0	\$0.0	\$10.0
3960 Otros gastos por responsabilidades	\$0.0	\$0.0	\$0.0	\$0.0	\$6.1	\$0.0	\$0.0	\$0.0	\$0.0	\$0.0	\$0.0	\$0.0	\$0.0	\$6.1	-\$6.1
3961 Otros gastos por responsabilidades	\$0.0	\$0.0	\$0.0	\$0.0	\$6.1	\$0.0	\$0.0	\$0.0	\$0.0	\$0.0	\$0.0	\$0.0	\$0.0	\$6.1	-\$6.1
4000 TRANSFERENCIAS, ASIGNACIONES...	\$100.0	\$11.7	\$0.0	\$8.7	\$5.7	\$0.0	\$0.0	\$0.0	\$0.0	\$0.0	\$0.0	\$0.0	\$0.0	\$26.3	\$73.6
4400 AYUDAS SOCIALES	\$100.0	\$11.7	\$0.0	\$8.7	\$5.7	\$0.0	\$0.0	\$0.0	\$0.0	\$0.0	\$0.0	\$0.0	\$0.0	\$26.3	\$73.6
4480 Ayudas por desastres naturales y otros...	\$100.0	\$11.7	\$0.0	\$8.7	\$5.7	\$0.0	\$0.0	\$0.0	\$0.0	\$0.0	\$0.0	\$0.0	\$0.0	\$26.3	\$73.6
4481 Ayudas por desastres naturales y otros...	\$100.0	\$11.7	\$0.0	\$8.7	\$5.7	\$0.0	\$0.0	\$0.0	\$0.0	\$0.0	\$0.0	\$0.0	\$0.0	\$26.3	\$73.6
5000 BIENES MUEBLES, INMUEBLES...	\$715.8	\$0.0	\$0.0	\$15.8	\$81.1	\$696.0	\$0.0	\$0.0	\$0.0	\$0.0	\$0.0	\$0.0	\$0.0	\$793.0	-\$77.1
5400 VEHICULOS Y EQUIPO DE TRANSPORTE...	\$700.0	\$0.0	\$0.0	\$0.0	\$0.0	\$696.0	\$0.0	\$0.0	\$0.0	\$0.0	\$0.0	\$0.0	\$0.0	\$696.0	\$4.0
5410 Vehículos y equipo terrestre	\$700.0	\$0.0	\$0.0	\$0.0	\$0.0	\$696.0	\$0.0	\$0.0	\$0.0	\$0.0	\$0.0	\$0.0	\$0.0	\$696.0	\$4.0
5411 Vehículos y equipo terrestre	\$700.0	\$0.0	\$0.0	\$0.0	\$0.0	\$696.0	\$0.0	\$0.0	\$0.0	\$0.0	\$0.0	\$0.0	\$0.0	\$696.0	\$4.0
5600 MAQUINARIA, OTROS EQUIPOS Y H...	\$15.8	\$0.0	\$0.0	\$15.8	\$81.1	\$0.0	\$0.0	\$0.0	\$0.0	\$0.0	\$0.0	\$0.0	\$0.0	\$97.0	-\$81.1
5650 Equipo de comunicación y telecomunic...	\$0.0	\$0.0	\$0.0	\$0.0	\$81.1	\$0.0	\$0.0	\$0.0	\$0.0	\$0.0	\$0.0	\$0.0	\$0.0	\$81.1	-\$81.1
5651 Equipo de comunicación y telecomunic...	\$0.0	\$0.0	\$0.0	\$0.0	\$81.1	\$0.0	\$0.0	\$0.0	\$0.0	\$0.0	\$0.0	\$0.0	\$0.0	\$81.1	-\$81.1
5670 Herramientas y máquinas-herramienta	\$15.8	\$0.0	\$0.0	\$15.8	\$0.0	\$0.0	\$0.0	\$0.0	\$0.0	\$0.0	\$0.0	\$0.0	\$0.0	\$15.8	\$0.0
5671 Herramientas y máquinas-herramienta	\$15.8	\$0.0	\$0.0	\$15.8	\$0.0	\$0.0	\$0.0	\$0.0	\$0.0	\$0.0	\$0.0	\$0.0	\$0.0	\$15.8	\$0.0
Fondo de Aportaciones par...	\$61,933.8	\$2,381.2	\$3,570.9	\$3,195.3	\$4,925.3	\$5,483.8	\$4,465.0	\$5,390.9	\$6,164.6	\$3,809.9	\$0.0	\$0.0	\$0.0	\$39,387.3	\$22,546.5
25390 PROGRAMA DE FORTALECIMIENTO A LA TRANSVERSALIDAD DE LA PERSPECTIVA DE GÉNERO	\$0.0	\$0.0	\$0.0	\$0.0	\$0.0	\$0.0	\$0.0	\$0.0	\$0.0	\$41.0	\$0.0	\$0.0	\$0.0	\$41.0	-\$41.0
2000 MATERIALES Y SUMINISTROS	\$0.0	\$0.0	\$0.0	\$0.0	\$0.0	\$0.0	\$0.0	\$0.0	\$0.0	\$41.0	\$0.0	\$0.0	\$0.0	\$41.0	-\$41.0
2100 MATERIALES DE ADMINISTRACION, ...	\$0.0	\$0.0	\$0.0	\$0.0	\$0.0	\$0.0	\$0.0	\$0.0	\$0.0	\$41.0	\$0.0	\$0.0	\$0.0	\$41.0	-\$41.0
2110 Materiales, útiles y equipos menores d...	\$0.0	\$0.0	\$0.0	\$0.0	\$0.0	\$0.0	\$0.0	\$0.0	\$0.0	\$30.5	\$0.0	\$0.0	\$0.0	\$30.5	-\$30.4
2111 Materiales, útiles y equipos menores d...	\$0.0	\$0.0	\$0.0	\$0.0	\$0.0	\$0.0	\$0.0	\$0.0	\$0.0	\$30.5	\$0.0	\$0.0	\$0.0	\$30.5	-\$30.4
2140 Materiales, útiles y equipos menores d...	\$0.0	\$0.0	\$0.0	\$0.0	\$0.0	\$0.0	\$0.0	\$0.0	\$0.0	\$3.0	\$0.0	\$0.0	\$0.0	\$3.0	-\$2.9
2141 Materiales, útiles y equipos menores d...	\$0.0	\$0.0	\$0.0	\$0.0	\$0.0	\$0.0	\$0.0	\$0.0	\$0.0	\$3.0	\$0.0	\$0.0	\$0.0	\$3.0	-\$2.9
2150 Material impreso e información digital	\$0.0	\$0.0	\$0.0	\$0.0	\$0.0	\$0.0	\$0.0	\$0.0	\$0.0	\$3.0	\$0.0	\$0.0	\$0.0	\$3.0	-\$2.9
2151 Material impreso e información digital	\$0.0	\$0.0	\$0.0	\$0.0	\$0.0	\$0.0	\$0.0	\$0.0	\$0.0	\$3.0	\$0.0	\$0.0	\$0.0	\$3.0	-\$2.9
2160 Material de limpieza	\$0.0	\$0.0	\$0.0	\$0.0	\$0.0	\$0.0	\$0.0	\$0.0	\$0.0	\$4.5	\$0.0	\$0.0	\$0.0	\$4.5	-\$4.5
2161 Material de limpieza	\$0.0	\$0.0	\$0.0	\$0.0	\$0.0	\$0.0	\$0.0	\$0.0	\$0.0	\$4.5	\$0.0	\$0.0	\$0.0	\$4.5	-\$4.5



MUNICIPIO DE TEPEJI DEL RÍO DE OCAMPO
HIDALGO
Analítico Mensual de Egresos Pagados por Fuente de Financiamiento al 30/sep./2021
(Cuentas con Movimientos)
(Cifras en miles de pesos)

Objeto del Gasto	Presupuesto Vigente	Ene	Feb	Mar	Abr	May	Jun	Jul	Ago	Sep	Oct	Nov	Dic	Total	Diferencia (Vigente - Total)
3000 SERVICIOS GENERALES	\$0.0	\$0.0	\$0.0	\$0.0	\$0.0	\$0.0	\$0.0	\$0.0	\$0.0	\$51.0	\$0.0	\$0.0	\$0.0	\$51.0	-\$50.9
3300 SERVICIOS PROFESIONALES, CIENT...	\$0.0	\$0.0	\$0.0	\$0.0	\$0.0	\$0.0	\$0.0	\$0.0	\$0.0	\$51.0	\$0.0	\$0.0	\$0.0	\$51.0	-\$50.9
Servicios de capacitación	\$0.0	\$0.0	\$0.0	\$0.0	\$0.0	\$0.0	\$0.0	\$0.0	\$0.0	\$51.0	\$0.0	\$0.0	\$0.0	\$51.0	-\$50.9
3341 Servicios de capacitación	\$0.0	\$0.0	\$0.0	\$0.0	\$0.0	\$0.0	\$0.0	\$0.0	\$0.0	\$51.0	\$0.0	\$0.0	\$0.0	\$51.0	-\$50.9
PROGRAMA DE FORTALE...	\$0.0	\$0.0	\$0.0	\$0.0	\$0.0	\$0.0	\$0.0	\$0.0	\$0.0	\$92.0	\$0.0	\$0.0	\$0.0	\$92.0	-\$92.0
270420 FAISM 2020															
6000 INVERSIÓN PÚBLICA	\$893.2	\$40.9	\$0.0	\$852.3	\$0.0	\$0.0	\$0.0	\$0.0	\$0.0	\$0.0	\$0.0	\$0.0	\$0.0	\$893.2	\$0.0
6100 OBRA PÚBLICA EN BIENES DE DOMI...	\$893.2	\$40.9	\$0.0	\$852.3	\$0.0	\$0.0	\$0.0	\$0.0	\$0.0	\$0.0	\$0.0	\$0.0	\$0.0	\$893.2	\$0.0
6140 División de terrenos y construcción de...	\$893.2	\$40.9	\$0.0	\$852.3	\$0.0	\$0.0	\$0.0	\$0.0	\$0.0	\$0.0	\$0.0	\$0.0	\$0.0	\$893.2	\$0.0
6141 División de terrenos y construcción de...	\$893.2	\$40.9	\$0.0	\$852.3	\$0.0	\$0.0	\$0.0	\$0.0	\$0.0	\$0.0	\$0.0	\$0.0	\$0.0	\$893.2	\$0.0
FAISM 2020	\$893.2	\$40.9	\$0.0	\$852.3	\$0.0	\$0.0	\$0.0	\$0.0	\$0.0	\$0.0	\$0.0	\$0.0	\$0.0	\$893.2	\$0.0
270520 FORTAMUN 2020															
2000 MATERIALES Y SUMINISTROS	\$368.5	\$350.0	\$0.0	\$18.5	\$0.0	\$0.0	\$0.0	\$0.0	\$0.0	\$0.0	\$0.0	\$0.0	\$0.0	\$368.5	\$0.0
2400 MATERIALES Y ARTICULOS DE CON...	\$368.5	\$350.0	\$0.0	\$18.5	\$0.0	\$0.0	\$0.0	\$0.0	\$0.0	\$0.0	\$0.0	\$0.0	\$0.0	\$368.5	\$0.0
2490 Otros materiales y artículos de constru...	\$368.5	\$350.0	\$0.0	\$18.5	\$0.0	\$0.0	\$0.0	\$0.0	\$0.0	\$0.0	\$0.0	\$0.0	\$0.0	\$368.5	\$0.0
2491 Otros materiales y artículos de constru...	\$368.5	\$350.0	\$0.0	\$18.5	\$0.0	\$0.0	\$0.0	\$0.0	\$0.0	\$0.0	\$0.0	\$0.0	\$0.0	\$368.5	\$0.0
SERVICIOS GENERALES	\$2,250.0	\$1,081.1	\$0.0	\$1,168.8	\$0.0	\$0.0	\$0.0	\$0.0	\$0.0	\$0.0	\$0.0	\$0.0	\$0.0	\$2,249.9	\$0.0
3100 SERVICIOS BASICOS	\$2,250.0	\$1,081.1	\$0.0	\$1,168.8	\$0.0	\$0.0	\$0.0	\$0.0	\$0.0	\$0.0	\$0.0	\$0.0	\$0.0	\$2,249.9	\$0.0
3110 Energía eléctrica	\$2,250.0	\$1,081.1	\$0.0	\$1,168.8	\$0.0	\$0.0	\$0.0	\$0.0	\$0.0	\$0.0	\$0.0	\$0.0	\$0.0	\$2,249.9	\$0.0
3111 Energía eléctrica	\$2,250.0	\$1,081.1	\$0.0	\$1,168.8	\$0.0	\$0.0	\$0.0	\$0.0	\$0.0	\$0.0	\$0.0	\$0.0	\$0.0	\$2,249.9	\$0.0
FORTAMUN 2020	\$2,618.5	\$1,431.1	\$0.0	\$1,187.3	\$0.0	\$0.0	\$0.0	\$0.0	\$0.0	\$0.0	\$0.0	\$0.0	\$0.0	\$2,618.5	\$0.0
273220 PRODDER 2020															
3000 SERVICIOS GENERALES	\$26.6	\$0.0	\$0.0	\$15.0	\$0.0	\$0.0	\$0.0	\$0.0	\$0.0	\$0.0	\$0.0	\$0.0	\$0.0	\$15.0	\$11.6
3500 SERVICIOS DE INSTALACION, REPA...	\$26.6	\$0.0	\$0.0	\$15.0	\$0.0	\$0.0	\$0.0	\$0.0	\$0.0	\$0.0	\$0.0	\$0.0	\$0.0	\$15.0	\$11.6
3570 Instalación, reparación y mantenimient...	\$26.6	\$0.0	\$0.0	\$15.0	\$0.0	\$0.0	\$0.0	\$0.0	\$0.0	\$0.0	\$0.0	\$0.0	\$0.0	\$15.0	\$11.6
3571 Instalación, reparación y mantenimient...	\$26.6	\$0.0	\$0.0	\$15.0	\$0.0	\$0.0	\$0.0	\$0.0	\$0.0	\$0.0	\$0.0	\$0.0	\$0.0	\$15.0	\$11.6
PRODDER 2020	\$26.6	\$0.0	\$0.0	\$15.0	\$0.0	\$0.0	\$0.0	\$0.0	\$0.0	\$0.0	\$0.0	\$0.0	\$0.0	\$15.0	\$11.6
Total Final	\$249,436.7	\$11,965.3	\$13,390.1	\$15,175.7	\$15,334.9	\$19,182.8	\$20,761.1	\$17,644.7	\$17,045.4	\$14,159.2	\$0.0	\$0.0	\$0.0	\$145,659.6	-\$103,777.1






Usr SUPERVISOR
Rep rptAnaliticoEgresos_FFM

MUNICIPIO DE TEPEJI DEL RÍO DE OCAMPO HIDALGO

Analítico Mensual de Egresos Pagados por Fuente de Financiamiento al 30/sep./2021

(Cuentas con Movimientos)

Fecha y hora de Impresión: 06/oct./2021 04:05 p. m.

Objeto del Gasto	Presupuesto Vigente	Ene	Feb	Mar	May	Jun	Jul	Ago	Sep	Oct	Nov	Dic	Total	Diferencia (Vigente - Total)
 <p>L.F.F. EDGAR CHAVEZ PINEDA TESORERO MUNICIPAL</p>														
 <p>LIC. MARIA ANTONIETA TOPEZ GARCIA SINDICO PROCURADOR HACENDARIO</p>														
 <p>LIC. SALVADOR JIMENEZ CALZADILLA PRESIDENTE MUNICIPAL CONSTITUCIONAL</p>														