

Cuenta	Nombre	Aprobado	Ampliaciones	Reducciones	Modificado	Devengado	Recaudado	Por Recaudar
12410520101010100000000000	Explotación o enajenación de cualquier naturaleza	0.00	0.00	0.00	0.00	0.00	0.00	0.00
2121001000010118010000000000	DOCUMENTOS COMERCIALES A PAGAR A CORTO PLAZO	0.00	13,503,184.71	0.00	13,503,184.71	13,503,184.71	13,503,184.71	0.00
2230001090010117010000000000	Préstamos de la deuda pública interna por pagar	0.00	31,753,184.70	0.00	18,249,999.99	0.00	0.00	18,249,999.99
3220001010100201001140000000	REPO 2014	0.00	3,720.40	0.00	3,720.40	3,720.40	3,720.40	0.00
3220001010100202002140000000	FONDO GENERAL DE PARTICIPACIONES 2014	0.00	0.00	0.00	0.00	0.00	0.00	0.00
3220001010100204004140000000	FOAM 2014	0.00	132,460.13	0.00	132,460.13	132,460.13	132,460.13	0.00
3220001010100205005140000000	FORTAMUN 2014	0.00	86,740.46	0.00	86,740.46	86,740.46	86,740.46	0.00
3220001010100206006140000000	FOFIM 2014	0.00	3,317.58	0.00	3,317.58	3,317.58	3,317.58	0.00
3220001010100207003140000000	COMENTARIO MUNICIPAL 2014	0.00	17,693.93	0.00	17,693.93	17,693.93	17,693.93	0.00
3220001010100213014140000000	COMPENSACION 2014	0.00	4,025.26	0.00	4,025.26	4,025.26	4,025.26	0.00
3220001010100214009140000000	HABITAT 2014	0.00	0.00	0.00	0.00	0.00	0.00	0.00
3220001010100215007140000000	PREP 2014	0.00	0.00	0.00	0.00	0.00	0.00	0.00
3220001010100216013140000000	FOPAPE 2014	0.00	2,083.72	0.00	2,083.72	2,083.72	2,083.72	0.00
3220001010100217012140000000	MIGRANTES 3*1 2014	0.00	0.00	0.00	0.00	0.00	0.00	0.00
3220001010100218008140000000	FEIEF 2014	0.00	362.86	0.00	362.86	362.86	362.86	0.00
3220001010100219011140000000	SUBSEMUN 2014	0.00	0.00	0.00	0.00	0.00	0.00	0.00
3220001010100222010140000000	CONTINGENCIAS 2014	0.00	1,275.73	0.00	1,275.73	1,275.73	1,275.73	0.00
3220001010100224015140000000	DIF 2014	0.00	0.00	0.00	0.00	0.00	0.00	0.00
3220001010200201001130000000	REPO 2013	0.00	4,750.00	0.00	4,750.00	4,750.00	4,750.00	0.00
3220001010200203002130000000	FUJI 2013	0.00	0.00	0.00	0.00	0.00	0.00	0.00
3220001010200204003130000000	FAISM 2013	0.00	39,729.05	0.00	39,729.05	39,729.05	39,729.05	0.00
3220001010200205004130000000	FORTAMUN 2013	0.00	10,816.03	0.00	10,816.03	10,816.03	10,816.03	0.00
3220001010200206005130000000	FOFIM 2013	0.00	5,661.21	0.00	5,661.21	5,661.21	5,661.21	0.00
3220001010200214007130000000	HABITAT 2013	0.00	0.00	0.00	0.00	0.00	0.00	0.00
3220001010200218006130000000	FEIEF 2013	0.00	10,941.39	0.00	10,941.39	10,941.39	10,941.39	0.00
3220001010200224008130000000	DIF 2013	0.00	0.00	0.00	0.00	0.00	0.00	0.00
3220001010300201001120000000	REPO 2012	0.00	12,259.61	0.00	12,259.61	12,259.61	12,259.61	0.00
3220001010300202002120000000	FONDO GENERAL DE PARTICIPACIONES 2012	0.00	17,570.03	0.00	17,570.03	17,570.03	17,570.03	0.00
3220001010300203004120000000	FUJI 2012	0.00	0.00	0.00	0.00	0.00	0.00	0.00
3220001010300204003120000000	FAISM 2012	0.00	29,110.79	0.00	29,110.79	29,110.79	29,110.79	0.00
3220001010300205004120000000	FORTAMUN 2012	0.00	0.00	0.00	0.00	0.00	0.00	0.00
3220001010300224005120000000	DIF 2012	0.00	0.00	0.00	0.00	0.00	0.00	0.00
3220001010400203001110000000	FUJI 2011	0.00	1,719,703.47	0.00	1,719,703.47	1,719,703.47	1,719,703.47	0.00
3220001010400204002110000000	FAISM 2011	0.00	50.34	0.00	50.34	50.34	50.34	0.00
3220001010400205003110000000	FORTAMUN 2011	0.00	19,546.07	0.00	19,546.07	19,546.07	19,546.07	0.00
3220001010400213005110000000	FOCOM 2011	0.00	61,240.92	0.00	61,240.92	61,240.92	61,240.92	0.00
3220001010400218004110000000	FEIEF 2011	0.00	339,545.05	0.00	339,545.05	339,545.05	339,545.05	0.00
3220001010500203001100000000	FUJI 2010	0.00	1,229,786.77	0.00	1,229,786.77	1,229,786.77	1,229,786.77	0.00
3220001010600213001090000000	FOCOM 2009	0.00	8,178.59	0.00	8,178.59	8,178.59	8,178.59	0.00
3220001010700213001080000000	FOCOM 2008	0.00	5,669.25	0.00	5,669.25	5,669.25	5,669.25	0.00
3220001010800201001150000000	REPO 2015	0.00	1,137.60	0.00	1,137.60	1,137.60	1,137.60	0.00
3220001010800202001150000000	FORTAMUN 2015	0.00	27,793.27	0.00	27,793.27	27,793.27	27,793.27	0.00
3220001010800205001990000000	FORTAMUN 1999	0.00	30,998.04	0.00	30,998.04	30,998.04	30,998.04	0.00
3220001010800206001150000000	FOFIM 2015	0.00	0.00	0.00	0.00	0.00	0.00	0.00
3220001010800207001150000000	COMENTO 2015	0.00	544,727.40	0.00	544,727.40	544,727.40	544,727.40	0.00
3220001010800209001150000000	ISAN 2015	0.00	18,679.31	0.00	18,679.31	18,679.31	18,679.31	0.00
3220001010800210001150000000	EPS	0.00	17,501.49	0.00	17,501.49	17,501.49	17,501.49	0.00
3220001010800210041150000000	IFVDG 2015	0.00	229,909.16	0.00	229,909.16	229,909.16	229,909.16	0.00
3220001010800212001150000000	CISAN 2015	0.00	210,100.24	0.00	210,100.24	210,100.24	210,100.24	0.00
3220001010800216001150000000	FOPAPE 2015	0.00	6,905.07	0.00	6,905.07	6,905.07	6,905.07	0.00
3220001010800219001150000000	SUBSEMUN 2015	0.00	99,218.77	0.00	99,218.77	99,218.77	99,218.77	0.00

Cuentas	Nombre	Aprobado	Ampliaciones	Reducciones	Modificado	Devengado	Recaudado	Por Recaudar
3220001010800229001150000000	ISR 2016	0.00	639,678.45	0.00	639,678.45	639,678.45	639,678.45	0.00
3220001010800230001150000000	TENENCIAS 2015	0.00	39,551.17	0.00	39,551.17	39,551.17	39,551.17	0.00
32200010109002010011600000000	REPO 2016	0.00	1,726,868.08	0.00	1,726,868.08	1,726,868.08	1,726,868.08	0.00
32200010109002020011600000000	FONDO GENERAL DE PARTICIPACIONES	0.00	2,077,049.97	0.00	2,077,049.97	2,077,049.97	2,077,049.97	0.00
32200010109002040011600000000	FAISM 2016	0.00	15,197.60	0.00	15,197.60	15,197.60	15,197.60	0.00
32200010109002050011500000000	FORTAMUN 1999	0.00	0.00	0.00	0.00	0.00	0.00	0.00
32200010109002050011600000000	FORTAMUN 2016	0.00	226,591.89	0.00	226,591.89	226,591.89	226,591.89	0.00
32200010109002050011601000000	FORTAMUN 2016	0.00	0.00	0.00	0.00	0.00	0.00	0.00
32200010109002060011600000000	FORTAMUN 2016	0.00	933,137.98	0.00	933,137.98	933,137.98	933,137.98	0.00
32200010109002070011600000000	FOMENTO 2016	0.00	3,400,000.00	0.00	3,400,000.00	3,400,000.00	3,400,000.00	0.00
32200010109002090011600000000	ISAN 2016	0.00	11,639.76	0.00	11,639.76	11,639.76	11,639.76	0.00
32200010109002100011600000000	IEPS 2016	0.00	12,693.00	0.00	12,693.00	12,693.00	12,693.00	0.00
32200010109002110011600000000	IFVDG 2016	0.00	163,230.10	0.00	163,230.10	163,230.10	163,230.10	0.00
32200010109002120011600000000	ISAN 2016	0.00	0.00	0.00	0.00	0.00	0.00	0.00
32200010109002130011600000000	FOCOM 2016	0.00	78,669.50	0.00	78,669.50	78,669.50	78,669.50	0.00
32200010109002140011600000000	HABITAT 2016	0.00	36,877.13	0.00	36,877.13	36,877.13	36,877.13	0.00
32200010109002180011600000000	FEIEF 2016	0.00	2,469,089.29	0.00	2,469,089.29	2,469,089.29	2,469,089.29	0.00
32200010109002190011600000000	PROFESIONALIZACION 2016	0.00	449.18	0.00	449.18	449.18	449.18	0.00
3220001010002010011700000000	REPO 2017	0.00	1,231,522.34	0.00	1,231,522.34	1,231,521.44	1,231,521.44	0.90
3220001010002020011700000000	FGP 2017	0.00	2,237,055.55	0.00	2,237,055.55	2,237,055.55	2,237,055.55	0.00
3220001010002040011700000000	FAISM 2017	0.00	6,300,819.39	0.00	6,300,819.39	6,300,819.39	6,300,819.39	0.00
3220001010002050011700000000	FORTAMUN 2017	0.00	1,622,219.42	0.00	1,622,219.42	1,622,219.42	1,622,219.42	0.00
3220001010002060011700000000	FOFIM 2017	0.00	3,028,281.41	0.00	3,028,281.41	3,028,281.41	3,028,281.41	0.00
3220001010002070011700000000	FOMENTO 2017	0.00	1,579,736.65	0.00	1,579,736.65	1,579,736.65	1,579,736.65	0.00
3220001010002090011700000000	ISAN 2017	0.00	247,142.00	0.00	247,142.00	247,142.00	247,142.00	0.00
3220001010002100011700000000	IEPS 2017	0.00	318,738.22	0.00	318,738.22	318,738.22	318,738.22	0.00
3220001010002110011700000000	IFVDG 2017	0.00	340,803.19	0.00	340,803.19	340,803.19	340,803.19	0.00
3220001010002120011700000000	CISAN 2017	0.00	91,618.03	0.00	91,618.03	91,618.03	91,618.03	0.00
3220001010002130011700000000	FOCOM 2017	0.00	349,665.05	0.00	349,665.05	349,665.05	349,665.05	0.00
3220001010002190011700000000	MISJORS 2017	0.00	404,118.78	0.00	404,118.78	404,118.78	404,118.78	0.00
3220001010002290011700000000	ISR 2017	0.00	2,635,862.73	0.00	2,635,862.73	2,635,862.73	2,635,862.73	0.00
3220001010002300011700000000	TENENCIAS 2017	0.00	305.85	0.00	305.85	305.85	305.85	0.00
4110101010101010100000000000	Musica en vivo	15,552.00	0.00	0.00	15,552.00	6,804.00	6,804.00	8,748.00
4110101010101010100000000000	Batles con cobro de entrada	0.00	0.00	0.00	0.00	3,560.00	3,560.00	-3,560.00
41101010101010101030000000000	Ciños	44,030.00	0.00	0.00	44,030.00	0.00	0.00	44,030.00
411010101010101010400000000000	Luchas	396.00	0.00	0.00	396.00	1,468.00	1,468.00	-980.00
411010101010101010500000000000	Aniversarios y promociones	9,900.00	0.00	0.00	9,900.00	1,386.00	1,386.00	-8,514.00
411010101010101010600000000000	Juegos mecánicos	27,328.00	0.00	0.00	27,328.00	31,284.00	31,284.00	-21,384.00
411010101010101010700000000000	Maquinarías	3,000.00	0.00	0.00	3,000.00	0.00	0.00	3,000.00
411010101010101010900000000000	PELEAS DE GALLOS	1,780.00	0.00	0.00	1,780.00	2,670.00	2,670.00	-330.00
411010103001001010100000000000	Impuesto a comercios ambulantes.	0.00	0.00	0.00	0.00	14,240.00	14,240.00	-12,460.00
411010103001010101000000000000	Impuesto a comercios ambulantes.	2,460.00	0.00	0.00	2,460.00	870.00	870.00	1,590.00
411201201010101010100000000000	Predial Urbano	0.00	0.00	0.00	0.00	261,012.89	261,012.89	-261,012.89
411201201010101010100000000000	Predial Urbano	0.00	8,997,470.55	0.00	8,997,470.55	8,871,608.10	8,871,608.10	26,862.45
411201201020010102000000000000	Predial Rustico	0.00	0.00	0.00	0.00	12,768.49	12,768.49	-12,768.49
411201201030010103000000000000	Predial Rustico	0.00	2,885,666.13	0.00	2,885,666.13	2,579,041.31	2,579,041.31	306,624.82
4112012010301010103000000000000	Predial Ejidal	0.00	8,897,470.55	0.00	8,897,470.55	25,291.12	25,291.12	215,181.97
411201201040010104000000000000	Predial Industrial	0.00	0.00	0.00	0.00	0.00	0.00	0.00
4112012010401010104000000000000	Predial Industrial	2,885,666.13	25,285,801.28	0.00	28,151,467.41	12,814,984.25	12,814,984.25	15,336,483.16
411201202010010101000000000000	Traslado de Dominio	0.00	0.00	0.00	0.00	0.00	0.00	0.00
4112012020101910101000000000000	Traslado de Dominio	240,472.19	2,103,099.00	0.00	2,343,571.19	8,116,796.81	8,116,796.81	-5,773,225.62

Cuenta	Nombre	Aprobado	Ampliaciones	Reducciones	Modificado	Devengado	Recaudado	Por Recaudar
41130130000000000000000000000000	Impuestos sobre la producción, el consumo y las tr	0.00	0.00	0.00	0.00	0.00	0.00	0.00
41130130000000000000000000000000	Impuestos sobre la producción, el consumo y las tr	12,023,608.80	0.00	12,023,608.80	0.00	0.00	0.00	0.00
41170170101001010000000000000000	Accesorios impuestos	0.00	0.00	0.00	0.00	55,152.45	55,152.45	-55,152.45
41170170101001010200000000000000	Accesorios de traslado de dominio	0.00	0.00	0.00	0.00	0.00	0.00	0.00
41170170101010101000000000000000	Accesorios impuestos	0.00	0.00	0.00	0.00	1,380,753.36	1,380,753.36	-1,380,753.36
41170170101010102000000000000000	Accesorios de traslado de dominio	2,343,571.19	0.00	2,343,571.19	0.00	23,467.91	23,467.91	-23,467.91
41240250000010000000000000000000	Accesorios	1,796,405.10	0.00	0.00	1,796,405.10	0.00	0.00	1,796,405.10
41430430101010101000000000000000	Derecho por servicio de alumbrado público. (Dap)	4,800,000.00	0.00	0.00	4,800,000.00	0.00	0.00	4,800,000.00
41430430101010102000000000000000	Derecho por servicio de alumbrado público por cony	600,000.00	0.00	0.00	600,000.00	400,000.00	400,000.00	200,000.00
41430430104011010100000000000000	Uso de corralera	34,440.00	0.00	0.00	34,440.00	26,148.00	26,148.00	8,292.00
41430430104011010200000000000000	Inspección salitara	30,996.00	0.00	0.00	30,996.00	24,740.50	24,740.50	6,255.50
41430430104011010300000000000000	Lavado de viceras	65,436.00	0.00	0.00	65,436.00	52,379.00	52,379.00	13,057.00
41430430104011010400000000000000	Lavado de cabeza	44,712.00	0.00	0.00	44,712.00	27,407.00	27,407.00	17,305.00
41430430104011010500000000000000	Cuarto frío (Refrigeración)	30,000.00	0.00	0.00	30,000.00	41,827.00	41,827.00	-11,827.00
41430430104011010600000000000000	Matanza de bovinos	213,888.00	0.00	0.00	213,888.00	131,216.00	131,216.00	82,672.00
41430430104011010700000000000000	Matanza de Porcinos	187,500.00	0.00	0.00	187,500.00	126,873.00	126,873.00	60,627.00
41430430104011010800000000000000	Resello de matanza	30,000.00	0.00	0.00	30,000.00	0.00	0.00	30,000.00
41430430104011010900000000000000	Uso de bascula	27,552.00	0.00	0.00	27,552.00	20,653.50	20,653.50	6,898.50
41430430104011011000000000000000	Registro de fierros para marcar ganado	71,100.00	0.00	0.00	71,100.00	4,462.00	4,462.00	66,638.00
41430430104011011100000000000000	Registro de fierros para marcar maguayos.	6,240.00	0.00	0.00	6,240.00	6,800.00	6,800.00	-560.00
41430430104011011200000000000000	Guia de traslado de ganado	0.00	0.00	0.00	0.00	27,405.00	27,405.00	-27,405.00
41430430105001010100000000000000	INHUMACION DE CADAVERES COMUNIDAD	0.00	0.00	0.00	0.00	9,200.00	9,200.00	-9,200.00
41430430105001010700000000000000	PERMISO PARA CONSTRUCCION DE GAVETA	0.00	0.00	0.00	0.00	1,432.00	1,432.00	-1,432.00
41430430105001010800000000000000	PERMISO PARA CONSTRUCCION DE CAPILLA	0.00	0.00	0.00	0.00	1,180.50	1,180.50	-1,180.50
41430430105001010900000000000000	FAMILIAR	0.00	0.00	0.00	0.00	880.00	880.00	-880.00
41430430105001011000000000000000	REFERENDO INHUMACION 7 AÑOS COMUNIDAD	0.00	0.00	0.00	0.00	32,830.00	32,830.00	127,970.00
41430430105011010100000000000000	Inhumación de cadáveres o restos por 7 años Tera c	160,800.00	0.00	0.00	160,800.00	20,700.00	20,700.00	62,100.00
41430430105011010200000000000000	Inhumación de cadáveres o restos por 7 años 2da cl	82,800.00	0.00	0.00	82,800.00	700.00	700.00	-700.00
41430430105011010210000000000000	EXHUMACION DE RESTOS	0.00	0.00	0.00	0.00	18,170.00	18,170.00	-18,170.00
41430430105011010300000000000000	Referido por inhumación 7 años 1era clase	10,560.00	0.00	0.00	10,560.00	33,440.00	33,440.00	-22,880.00
41430430105011010400000000000000	Referido por inhumación 7 años 2da clase	2,500.00	0.00	0.00	2,500.00	0.00	0.00	2,500.00
41430430105011010500000000000000	Permiso para la instalación de barandal construci	0.00	0.00	0.00	0.00	3,821.00	3,821.00	-3,821.00
41430430105011010600000000000000	Permiso para la construcción de capilla individual	850.00	0.00	0.00	850.00	68,084.56	68,084.56	-68,084.56
41430430105011010700000000000000	INHUMACION DE CADAVERES COMUNIDAD	0.00	0.00	0.00	0.00	1,611.00	1,611.00	-1,611.00
41430430105011010800000000000000	PERMISO PARA CONSTRUCCION DE GAVETA	0.00	0.00	0.00	0.00	1,180.50	1,180.50	-1,180.50
41430430105011010900000000000000	PERMISO PARA CONSTRUCCION DE CAPILLA	0.00	0.00	0.00	0.00	1,760.00	1,760.00	-1,760.00
41430430105011011000000000000000	REFERENDO INHUMACION 7 AÑOS COMUNIDAD	0.00	0.00	0.00	0.00	0.00	0.00	0.00
41430430106001010100000000000000	Recolección y disposición de desperdicios de flore	0.00	0.00	0.00	0.00	0.00	0.00	0.00
41430430106001010200000000000000	Recolección y disposición de residuos sólidos en t	0.00	0.00	0.00	0.00	0.00	0.00	0.00
41430430106001010300000000000000	Reccepcion de basura en el relleno sanitario por t	0.00	0.00	0.00	0.00	0.00	0.00	0.00
41430430106001010400000000000000	Mantenimiento y limpieza de terrenos	0.00	0.00	0.00	0.00	0.00	0.00	0.00

Cuenta	Nombre	Aprobado	Ampliaciones	Reducciones	Modificado	Devengado	Recaudado	Por Recaudar
4143043010601101010000000000	Recolección y disposición de desperdicios de flores	221,008.00	0.00	0.00	221,008.00	0.00	0.00	221,008.00
4143043010601101020000000000	Recolección y disposición de residuos sólidos en t	161,711.00	0.00	0.00	161,711.00	0.00	0.00	161,711.00
4143043010601101030000000000	Recepción de basura en el terreno sanitario por l	1,227,036.00	0.00	0.00	1,227,036.00	227,226.00	227,226.00	999,810.00
4143043010601101040000000000	Mantenimiento y limpieza de terrenos	12,676.00	0.00	0.00	12,676.00	0.00	0.00	12,676.00
4143043020101101030000000000	Registro de matrimonio	342,000.00	0.00	0.00	342,000.00	77,244.00	77,244.00	264,756.00
4143043020101101040000000000	Registro de matrimonio fuera de la oficina	107,016.00	0.00	0.00	107,016.00	6,570.00	6,570.00	100,446.00
4143043020101101050000000000	Registro de matrimonio especial (días no laborales)	11,229.00	0.00	0.00	11,229.00	0.00	0.00	11,229.00
4143043020101101060000000000	Registro de defunción	54,000.00	0.00	0.00	54,000.00	37,470.00	37,470.00	16,530.00
4143043020101101070000000000	Registro de divorcio	32,370.00	0.00	0.00	32,370.00	43,290.00	43,290.00	-10,920.00
4143043020101101080000000000	Registro de reconocimiento	8,640.00	0.00	0.00	8,640.00	9,000.00	9,000.00	-360.00
4143043020101101090000000000	Registro de concubinato	330.00	0.00	0.00	330.00	330.00	330.00	0.00
4143043020101101100000000000	Inscripción de actos del registro del estado fami	13,860.00	0.00	0.00	13,860.00	0.00	0.00	13,860.00
4143043020101101110000000000	Anotación marginal	12,240.00	0.00	0.00	12,240.00	6,630.00	6,630.00	5,610.00
4143043020101101130000000000	Actas Diversas	66,060.00	0.00	0.00	66,060.00	0.00	0.00	66,060.00
4143043020200101010000000000	Certificación y expedición de copias	0.00	0.00	0.00	0.00	0.00	0.00	0.00
4143043020200101020000000000	Constancias de documentos que obran reg.civil	0.00	0.00	0.00	0.00	0.00	0.00	0.00
4143043020200101040000000000	Busqueda en archivo de antecedentes por periodo an	0.00	0.00	0.00	0.00	0.00	0.00	0.00
4143043020200101050000000000	Constancias de Secretaría Municipal	0.00	0.00	0.00	0.00	80.00	80.00	-80.00
4143043020200101060000000000	Protección Civil	0.00	0.00	0.00	0.00	1,280.00	1,280.00	-1,280.00
4143043020200101070000000000	Sanidad Municipal	0.00	0.00	0.00	0.00	6,570.00	6,570.00	-6,570.00
4143043020200101080000000000	Juz. conciliador	0.00	0.00	0.00	0.00	80.00	80.00	-80.00
4143043020200101090000000000	Actas Diversas	1,140,000.00	0.00	0.00	1,140,000.00	1,269,340.00	1,269,340.00	-129,340.00
414304302020010101020000000000	Certificación y expedición de copias	11,520.00	0.00	0.00	11,520.00	4,720.00	4,720.00	6,800.00
4143043020200101030000000000	Constancias de documentos que obran reg.civil	12,012.00	0.00	0.00	12,012.00	9,664.00	9,664.00	2,348.00
4143043020200101040000000000	Busqueda en archivo de antecedentes por periodo an	79,200.00	0.00	0.00	79,200.00	25,980.50	25,980.50	53,219.50
4143043020200101050000000000	Constancias de Secretaría Municipal	28,800.00	0.00	0.00	28,800.00	74,447.00	74,447.00	-45,647.00
4143043020200101060000000000	Protección Civil	0.00	0.00	0.00	0.00	8,960.00	8,960.00	-8,960.00
4143043020200101070000000000	Sanidad Municipal	0.00	0.00	0.00	0.00	34,909.00	34,909.00	-34,909.00
4143043020200101080000000000	Juz. conciliador	0.00	0.00	0.00	0.00	180.00	180.00	-180.00
4143043020200101090000000000	Certificaciones impuesto predial	166,320.00	0.00	0.00	166,320.00	270,421.00	270,421.00	-104,101.00
4143043020200101100000000000	Costo de tarjeta y o boleto de predial	100,144.00	0.00	0.00	100,144.00	8,832.00	8,832.00	91,312.00
4143043020200101110000000000	CERT. ACTA DIVORCIO	13,110.00	0.00	0.00	13,110.00	6,640.00	6,640.00	6,470.00
4143043020200101120000000000	CERT. ACTA MATRIMONIO	111,625.00	0.00	0.00	111,625.00	74,640.00	74,640.00	36,985.00
4143043020200101130000000000	CERT. ACTA RECONOCIMIENTO	4,655.00	0.00	0.00	4,655.00	1,680.00	1,680.00	2,975.00
4143043020200101140000000000	CERT. ACTA DELUNCION	73,340.00	0.00	0.00	73,340.00	54,080.00	54,080.00	19,260.00
414304302030101010000000000	Renovación de placas de funcionamiento	1,610,904.00	0.00	0.00	1,610,904.00	1,288,235.99	1,288,235.99	322,668.01
414304302030101012000000000	Renovación de placas de funcionamiento	118,397.00	0.00	0.00	118,397.00	149,004.00	149,004.00	-30,607.00
414304302030101013000000000	Cambio de domicilio placa de funcionamiento	1,679.00	0.00	0.00	1,679.00	0.00	0.00	1,679.00
414304302030101014000000000	Cambio de giro de placa de funcionamiento	2,409.00	0.00	0.00	2,409.00	0.00	0.00	2,409.00
414304302030101015000000000	Cambio de propietario placa de funcionamiento	5,329.00	0.00	0.00	5,329.00	0.00	0.00	5,329.00
414304302030101016000000000	Cambio de nombre o razón social placa de funcionamiento	1,095.00	0.00	0.00	1,095.00	0.00	0.00	1,095.00
414304302050101010000000000	Renovación licencias	449,815.00	0.00	0.00	449,815.00	306,403.00	306,403.00	143,412.00
414304302050101012000000000	Expedición de licencias	36,100.00	0.00	0.00	36,100.00	5,115.00	5,115.00	30,985.00
414304302050101013000000000	Cambio de domicilio licencia de funcionamiento	219.00	0.00	0.00	219.00	0.00	0.00	219.00
414304302050101014000000000	Cambio de propietario licencia de funcionamiento	3,212.00	0.00	0.00	3,212.00	0.00	0.00	3,212.00
414304302050101015000000000	Cambio de nombre o razón social licencia de funcio	292.00	0.00	0.00	292.00	0.00	0.00	292.00

Cuentas	Nombre	Aprobado	Ampliaciones	Reducciones	Modificado	Devengado	Recaudado	Por Recaudar
4143043020601101060000000000	Cambio de giro comercial licencia de funcionamiento	438.00	0.00	0.00	438.00	0.00	0.00	438.00
4143043020601101010000000000	Publicidad en volantes y folletos	18,414.00	0.00	0.00	18,414.00	31,047.00	31,047.00	-12,633.00
4143043020601101020000000000	Publicidad en posters	3,000.00	0.00	0.00	3,000.00	1,713.00	1,713.00	1,287.00
4143043020601101030000000000	Bandas	10,920.00	0.00	0.00	10,920.00	0.00	0.00	10,920.00
4143043020601101060000000000	PUBLICIDAD EN ACRILICO DE MAS DE 15 M2 REVALIDACI	24,317.52	0.00	0.00	24,317.52	40,120.00	40,120.00	-15,802.48
4143043020601101070000000000	PUBLICIDAD EN ACRILICO DE MENOS DE 15 M2	6,600.00	0.00	0.00	6,600.00	1,525.00	1,525.00	5,075.00
4143043020601101080000000000	PUBLICIDAD EN LAMINA DE MAS DE 15 M2 REVALIDACION	20,843.59	0.00	0.00	20,843.59	43,896.00	43,896.00	-23,052.41
4143043020601101090000000000	PUBLICIDAD EN LONA DE MENOS DE 15 M2 REVALIDACION	79.00	0.00	0.00	79.00	2,295.00	2,295.00	-2,216.00
4143043020601101100000000000	PUBLICIDAD EN LAMINA DE MENOS DE 15 M2 REVALIDACIO	9,263.78	0.00	0.00	9,263.78	7,986.00	7,986.00	1,277.78
4143043020601101110000000000	PUBLICIDAD EN LONA DE MAS DE 15 METROS 2 REVALIDACION	1,000.00	0.00	0.00	1,000.00	24,866.40	24,866.40	-23,866.40
4143043020601101120000000000	REVALIDACION DE LONA DE MAS DE 15 METROS 2	5,789.90	0.00	0.00	5,789.90	0.00	0.00	5,789.90
4143043020601101130000000000	PUBLICIDAD EN LONA DE MAS DE 16 M2 EXPEDICION	20,635.21	0.00	0.00	20,635.21	2,752.80	2,752.80	17,882.41
4143043020601101140000000000	PUBLICIDAD EN ACRILICO DE MAS DE 15 M2 EXPEDICION	5,789.00	0.00	0.00	5,789.00	0.00	0.00	5,789.00
4143043020601101150000000000	PUBLICIDAD EN LAMINA DE MENOS DE 15 M2 EXPEDICION	2,000.00	0.00	0.00	2,000.00	991.90	991.90	1,008.10
4143043020601101160000000000	PUBLICIDAD EN MADERA DE MENOS DE 15 M2 EXPEDICION	82.00	0.00	0.00	82.00	0.00	0.00	82.00
4143043020601101170000000000	PUBLICIDAD EN LONA DE MENOS DE 15 M2 EXPEDICION	17,628.00	0.00	0.00	17,628.00	12,456.00	12,456.00	5,172.00
4143043020601101180000000000	PUBLICIDAD EN ACRILICO DE MENOS DE 15 M2 EXPEDICIO	48.00	0.00	0.00	48.00	0.00	0.00	48.00
4143043020601101190000000000	PUBLICIDAD EN MADERA DE MENOS DE 15 M2 REVALIDACION	79.00	0.00	0.00	79.00	0.00	0.00	79.00
4143043020601101200000000000	PUBLICIDAD EN BARDAS, TOLDOS, MARQUESINAS, PISOS	120.00	0.00	0.00	120.00	0.00	0.00	120.00
4143043020601101210000000000	PUBLICIDAD EN BARDAS, TOLDOS, MARQUESINAS, PISOS	120.00	0.00	0.00	120.00	496.00	496.00	-376.00
4143043020601101220000000000	PUBLICIDAD EN AZOTEAS, CORTINAS METALICAS DE MENOS	120.00	0.00	0.00	120.00	0.00	0.00	120.00
4143043020601101230000000000	PUBLICIDAD EN AZOTEAS, CORTINAS METALICAS DE MENOS	120.00	0.00	0.00	120.00	0.00	0.00	120.00
4143043020601101240000000000	PUBLICIDAD EN ELEMENTOS INFLABLES POR DIA	105.00	0.00	0.00	105.00	0.00	0.00	105.00
4143043020601101250000000000	PUBLICIDAD EN VEHICULOS POR UNIDAD (POR AÑO)	561.00	0.00	0.00	561.00	0.00	0.00	561.00
4143043020601101260000000000	PUBLICIDAD EN MANTAS EXPEDICION	2.00	0.00	0.00	2.00	0.00	0.00	2.00
4143043020601101270000000000	Búsqueda d exp. d anuncios en archivo a solic. pro	0.00	0.00	0.00	0.00	2,841.00	2,841.00	-2,841.00
4143043020700101010000000000	Derechos por licencia o permiso para la prestación	5,518.43	0.00	0.00	5,518.43	0.00	0.00	5,518.43
41430430300101101010000000000	Constancia de alfitramiento habitacional	54,464.40	0.00	0.00	54,464.40	31,847.00	31,847.00	22,617.40
41430430300101101020000000000	Constancia de alfitramiento comercial	12,640.32	0.00	0.00	12,640.32	12,250.00	12,250.00	390.32

Cuenta	Nombre	Aprobado	Ampliaciones	Reducciones	Modificado	Devengado	Recaudado	Por Recaudar
414304303010101030000000000	Constancia de alineamiento industrial	1,374.00	0.00	0.00	1,374.00	7,109.00	7,109.00	-5,735.00
414304303010101040000000000	Constancia de numero oficial habitacional	54,464.40	0.00	0.00	54,464.40	27,007.00	27,007.00	27,457.40
414304303010101050000000000	Constancia de numero oficial comercial	12,553.92	0.00	0.00	12,553.92	9,500.00	9,500.00	3,053.92
414304303010101060000000000	Constancia de numero oficial industrial	1,372.32	0.00	0.00	1,372.32	7,518.00	7,518.00	-6,145.68
414304303010101070000000000	Constancia de no afectacion de areas verdes	13,985.16	0.00	0.00	13,985.16	12,936.00	12,936.00	1,049.16
414304303010101080000000000	Aprobacion, registro de planos y otorgamiento de c	17,700.00	0.00	0.00	17,700.00	0.00	0.00	17,700.00
4143043030200101010000000000	Derecho por realizacion y expedicion de avalios ca	0.00	0.00	0.00	0.00	0.00	0.00	0.00
414304303020101010000000000	Derecho por realizacion y expedicion de avalios ca	616,379.00	0.00	0.00	616,379.00	557,541.00	557,541.00	58,838.00
414304303030101010000000000	Expedicion de constancias de uso de suelo	6,067.20	0.00	0.00	6,067.20	286.00	286.00	5,781.20
414304303030101020000000000	Licencia de uso de suelo comercial	36,520.07	0.00	0.00	36,520.07	0.00	0.00	36,520.07
414304303030101030000000000	Licencia de uso de suelo que generen impacto ambiente	60,648.00	0.00	0.00	60,648.00	0.00	0.00	60,648.00
414304303030101040000000000	Licencia de uso de suelo pequena industria	7,778.62	0.00	0.00	7,778.62	0.00	0.00	7,778.62
414304303030101050000000000	Licencia de uso de suelo mediana industria	28,882.00	0.00	0.00	28,882.00	0.00	0.00	28,882.00
414304303030101060000000000	Licencia de uso de suelo industrial gran industria	23,335.88	0.00	0.00	23,335.88	0.00	0.00	23,335.88
414304303030101090000000000	Primera proroga de licencia de uso de suelo	11,600.00	0.00	0.00	11,600.00	0.00	0.00	11,600.00
414304303040101010000000000	Licencia de construccion habitacional de intereses	192,060.00	0.00	0.00	192,060.00	20,322.36	20,322.36	171,737.64
414304303040101020000000000	Licencia de construccion habitacional de intereses	66,496.00	0.00	0.00	66,496.00	56,981.09	56,981.09	9,514.91
414304303040101030000000000	Licencia de construccion habitacional residencial	210,528.00	0.00	0.00	210,528.00	287,794.49	287,794.49	-87,266.49
414304303040101040000000000	Licencia de construccion comercial de intereses soci	60,762.00	0.00	0.00	60,762.00	6,765.44	6,765.44	53,996.56
414304303040101050000000000	Licencia de construccion comercial de intereses medi	38,640.00	0.00	0.00	38,640.00	38,626.29	38,626.29	13.71
414304303040101060000000000	Licencia de construccion comercial residencial med	54,027.00	0.00	0.00	54,027.00	0.00	0.00	54,027.00
414304303040101070000000000	Licencia de construccion para microindustria y peq	3,839.80	0.00	0.00	3,839.80	165,283.74	165,283.74	-161,443.94
414304303040101080000000000	Licencia de construccion mediana industria	15,557.25	0.00	0.00	15,557.25	10,440.00	10,440.00	5,117.25
414304303040101090000000000	Licencia de construccion gran industria	215,280.00	0.00	0.00	215,280.00	239,465.00	239,465.00	-24,185.00
414304303040101100000000000	Renovacion licencia de construccion	8,092.00	0.00	0.00	8,092.00	3,612.81	3,612.81	4,479.19
414304303040101110000000000	Licencia de construccion de bardas hasta 2.40m de	14,800.00	0.00	0.00	14,800.00	8,675.13	8,675.13	6,124.87
414304303040101120000000000	Licencia de construccion de bardas de mas de 2.40m	12,705.60	0.00	0.00	12,705.60	9,144.30	9,144.30	3,561.30
4143043030401101130000000000	Construccion de muro de contencion	5,130.00	0.00	0.00	5,130.00	12,534.90	12,534.90	-7,404.90
4143043030401101140000000000	Derecho por demoliciones	22,400.00	0.00	0.00	22,400.00	3,060.00	3,060.00	19,340.00
414304303040101150000000000	Licencia de construccion de banquetas	18,240.00	0.00	0.00	18,240.00	0.00	0.00	18,240.00
414304303040101160000000000	Licencia de construccion de quimicos	1,540.00	0.00	0.00	1,540.00	0.00	0.00	1,540.00
414304303040101170000000000	Licencia de construccion de pavimentos	164,700.00	0.00	0.00	164,700.00	24,000.00	24,000.00	140,700.00
414304303040101180000000000	Licencia por la autorizacion de subdivisiones	14,452.00	0.00	0.00	14,452.00	0.00	0.00	14,452.00
414304303040101190000000000	Cancelacion de instalaciones subterranas	92,400.00	0.00	0.00	92,400.00	1,892.67	1,892.67	90,507.33
4143043030500101010000000000	Derechos por autorizacion de peritos en obras para	0.00	0.00	0.00	0.00	0.00	0.00	0.00
414304303050101020000000000	Derechos por autorizacion para la venta de lotes	0.00	0.00	0.00	0.00	0.00	0.00	0.00
414304303050101010000000000	Derechos por autorizacion de peritos en obras para	5,054.00	0.00	0.00	5,054.00	3,082.00	3,082.00	1,972.00
4143043030501101020000000000	Derechos por autorizacion para la venta de lotes	252,900.00	0.00	0.00	252,900.00	6,164.20	6,164.20	246,735.80
4143043030700101010000000000	Constancias diversas referentes a derechos relacio	0.00	0.00	0.00	0.00	0.00	0.00	0.00
4143043030701101040000000000	Placa de construccion	1,085.00	0.00	0.00	1,085.00	0.00	0.00	1,085.00

Cuenta	Nombre	Aprobado	Ampliaciones	Reducciones	Modificado	Devengado	Recaudado	Por Recaudar
414304303070101050000000000	Aviso de terminación de obra	47,115.00	0.00	0.00	47,115.00	6,776.00	6,776.00	40,339.00
414304303070101060000000000	Servicios en material de desarrollo urbanos y ecol	3,300.00	0.00	0.00	3,300.00	0.00	0.00	3,300.00
4143043030801010100000000000	Derechos por la participación en concursos, licita	0.00	0.00	0.00	0.00	0.00	0.00	0.00
4143043030801010100000000000	Derechos por la participación en concursos, licita	23,000.00	0.00	0.00	23,000.00	0.00	0.00	23,000.00
4143043030900101010000000000	Derechos por la supervisión de obra pública	0.00	0.00	0.00	0.00	0.00	0.00	0.00
4143043030901010100000000000	Derechos por la supervisión de obra pública	210,000.00	0.00	0.00	210,000.00	89,942.52	89,942.52	120,057.48
4143043031000101010000000000	Dictamen de impacto ambiental	0.00	0.00	0.00	0.00	0.00	0.00	0.00
4143043031000101010200000000	Derribo y poda de arboles en propiedad particular	0.00	0.00	0.00	0.00	0.00	0.00	0.00
4143043031000101010300000000	Derribo y poda de arboles en zona industrial	0.00	0.00	0.00	0.00	0.00	0.00	0.00
41430430310010101020000000000	Derribo y poda de arboles en propiedad particular	10,445.16	0.00	0.00	10,445.16	17,395.00	17,395.00	-6,949.84
41430430310010101030000000000	Derribo y poda de arboles en zona industrial	28,814.40	0.00	0.00	28,814.40	0.00	0.00	28,814.40
4144045010100101010000000000	Accesorios de licencias y placas de funcionamiento	0.00	0.00	0.00	0.00	0.00	0.00	0.00
4144045010100101020000000000	Accesorios por el arrendamiento de bienes muebles	0.00	0.00	0.00	0.00	0.00	0.00	0.00
4144045010100101030000000000	Accesorios en general	0.00	0.00	0.00	0.00	0.00	0.00	0.00
4144045010101010100000000000	Accesorios de licencias y placas de funcionamiento	96,300.00	0.00	0.00	96,300.00	44,130.00	44,130.00	52,170.00
4144045010101010200000000000	Accesorios por el arrendamiento de bienes muebles	9,936.00	0.00	0.00	9,936.00	3,305.00	3,305.00	6,631.00
4144045010101010300000000000	Accesorios en general	1,500.00	0.00	0.00	1,500.00	2,311.32	2,311.32	-811.32
4151051010101010100000000000	Fiso festividades	87,813.00	0.00	0.00	87,813.00	0.00	0.00	87,813.00
41510510101010101020000000000	Tiangulis dominical Calle Alamos el Cerro	180,000.00	0.00	0.00	180,000.00	0.00	0.00	180,000.00
41510510101010101030000000000	Tiangulis sabatino Tianguis tiengo	5,496.00	0.00	0.00	5,496.00	0.00	0.00	5,496.00
41510510101010101040000000000	Uso de piso	625,988.00	0.00	0.00	625,988.00	677,487.00	677,487.00	-51,499.00
41510510102010101020000000000	Locales	112,512.00	0.00	0.00	112,512.00	1,944.00	1,944.00	71,323.00
41510510102010101030000000000	Planchas	66,096.00	0.00	0.00	66,096.00	35,640.00	35,640.00	30,456.00
41510510102010101040000000000	Locales situados en el interior del mercado de art	38,676.00	0.00	0.00	38,676.00	0.00	0.00	38,676.00
41510510102010101050000000000	Estacionamiento Publico por hora o fraccion	589,896.00	0.00	0.00	589,896.00	802,876.50	802,876.50	-212,980.50
41510510103010101020000000000	Estacionamiento parqueaderos	1,090,096.00	0.00	0.00	1,090,096.00	1,085,435.67	1,085,435.67	4,660.33
41510510103010101030000000000	Permisos de carga y descarga	200,604.00	0.00	0.00	200,604.00	128,514.00	128,514.00	72,090.00
41510510105010101010000000000	Consulta y extractor dental	780.00	0.00	0.00	780.00	1,385.00	1,385.00	-605.00
41510510105010101010000000000	Consulta Dental	3,000.00	0.00	0.00	3,000.00	4,061.00	4,061.00	-1,061.00
41510510105010101020000000000	Extracción dental	2,520.00	0.00	0.00	2,520.00	366.00	366.00	2,124.00
41510510105010101030000000000	Extracción dental con resina	840.00	0.00	0.00	840.00	1,008.00	1,008.00	-168.00
41510510105010101040000000000	Consulta de Osteoporosis	300.00	0.00	0.00	300.00	0.00	0.00	300.00
41510510105010101050000000000	Consulta Auditiva	276.00	0.00	0.00	276.00	0.00	0.00	276.00
41510510105010101060000000000	Consulta Psicológica	1,740.00	0.00	0.00	1,740.00	7,809.00	7,809.00	-6,069.00
41510510105010101070000000000	Inscripción	4,944.00	0.00	0.00	4,944.00	0.00	0.00	4,944.00
41510510105010101080000000000	Reinscripción	3,660.00	0.00	0.00	3,660.00	0.00	0.00	3,660.00
41510510105010101090000000000	Cuota semanal	3,199.92	0.00	0.00	3,199.92	0.00	0.00	3,199.92
41510510105010110100000000000	Terapia primera vez	3,024.00	0.00	0.00	3,024.00	5,708.00	5,708.00	-2,684.00
41510510105010110100000000000	Según condiciones Socioeconómicas muy alta	6,783.00	0.00	0.00	6,783.00	0.00	0.00	6,783.00
4151051010501011200000000000	Según condiciones Socioeconómicas alta	7,392.00	0.00	0.00	7,392.00	392.00	392.00	7,000.00
41510510105010113000000000000	Según condiciones Socioeconómicas regular	18,496.00	0.00	0.00	18,496.00	14,432.00	14,432.00	4,064.00
41510510105010114000000000000	Según condiciones Socioeconómicas baja	12,936.00	0.00	0.00	12,936.00	1,316.00	1,316.00	11,620.00
41510510105010115000000000000	Según condiciones Socioeconómicas muy baja	4,940.00	0.00	0.00	4,940.00	698.00	698.00	4,242.00
415105103001001010100000000000	Expedición en copia simple o certificada, o reprod	0.00	0.00	0.00	0.00	0.00	0.00	0.00
415105103001010101000000000000	Expedición en copia simple o certificada, o reprod	1,000.00	0.00	0.00	1,000.00	0.00	0.00	1,000.00
415205201010010101010000000000	Explotación o enajenación de cualquier naturaleza	0.00	0.00	0.00	0.00	0.00	0.00	0.00
41520520101010101000000000000	Explotación o enajenación de cualquier naturaleza	600.00	0.00	0.00	600.00	0.00	0.00	600.00
416106103010010101010000000000	MULTAS DE TRANSITO	0.00	0.00	0.00	0.00	30,826.00	30,826.00	-30,826.00

Cuenta	Nombre	Aprobado	Ampliaciones	Reducciones	Modificado	Devengado	Recaudado	Por Recaudar
4161061030100101020000000000	MULTAS A LOS INFRACTORES DE REGLAMENTOS	0.00	0.00	0.00	0.00	29,448.00	29,448.00	-29,448.00
4161061030100101030000000000	MULTAS DE TRASLACION DE DOMINIO	0.00	0.00	0.00	0.00	760.00	760.00	-760.00
4161061030100101040000000000	MULTAS PARQUIMETROS	0.00	0.00	0.00	0.00	60,391.00	60,391.00	-60,391.00
4161061030100101010000000000	MULTAS DE TRANSITO	684,000.00	0.00	0.00	0.00	148,942.00	148,942.00	535,058.00
416106103010101020000000000	MULTAS A LOS INFRACTORES DE REGLAMENTOS	500,400.00	0.00	0.00	0.00	115,688.76	115,688.76	384,711.24
416106103010101030000000000	MULTAS DE TRASLACION DE DOMINIO	0.00	0.00	0.00	0.00	0.00	0.00	0.00
416106103010101040000000000	MULTAS PARQUIMETROS	0.00	0.00	0.00	0.00	410,169.00	410,169.00	-410,169.00
4161061040100101010000000000	MULTAS FEDERALES NO FISCALES	0.00	0.00	0.00	0.00	0.00	0.00	0.00
416106104010101010000000000	MULTAS FEDERALES NO FISCALES	75,000.00	0.00	0.00	0.00	205,850.17	205,850.17	-130,850.17
4161061070100101010000000000	Donaciones hechas a favor del municipio	0.00	0.00	0.00	0.00	0.00	0.00	0.00
416106107010101010000000000	Donaciones hechas a favor del municipio	121,560.00	0.00	0.00	0.00	121,946.23	121,946.23	-386.23
4161061080100101010000000000	Cautiones y fianzas, cuya pérdida se declare por INTERESES	0.00	0.00	0.00	0.00	0.00	0.00	0.00
4161061100100101010000000000	INTERESES	37,008.00	0.00	0.00	0.00	23,556.53	23,556.53	13,451.47
4161061120100101010000000000	Rezagos de Impuesto predial	0.00	0.00	0.00	0.00	0.00	0.00	0.00
4161061120100101020000000000	Rezagos de reclamos y mercados	4,500,000.00	0.00	0.00	0.00	2,600,673.95	2,600,673.95	1,899,326.05
416106112010101010000000000	Rezagos de Impuesto predial	300,000.00	0.00	0.00	0.00	176,541.00	176,541.00	123,459.00
4161061130100101010000000000	Tramite de pasaportes	0.00	0.00	0.00	0.00	0.00	0.00	0.00
416106113010101010000000000	Tramite de pasaportes	819,180.00	0.00	0.00	0.00	913,560.00	913,560.00	-94,380.00
4163061101010101010000000000	Indemnización por daños a bienes municipales.	17,880.00	0.00	0.00	0.00	156,050.72	156,050.72	-138,170.72
416906110010101020000000000	Inscripcion Talleres Culturales	30,000.00	0.00	0.00	0.00	19,100.00	19,100.00	10,900.00
416906110010101030000000000	Inscripcion Orquesta	1,800.00	0.00	0.00	0.00	1,300.00	1,300.00	500.00
416906110010101040000000000	Colectividad Orquesta	7,500.00	0.00	0.00	0.00	3,000.00	3,000.00	4,500.00
4211081010101502010000000000	Fondo General de Participaciones	43,433,479.00	4,525,046.00	0.00	47,958,525.00	35,870,866.89	35,870,866.89	12,087,658.11
4211081030100506010000000000	Fondo de Fiscalización y Recaudación	3,723,110.00	0.00	1,806,266.00	1,916,845.00	1,590,919.89	1,590,919.89	325,925.11
4211081030101506010000000000	Fondo de Fiscalización y Recaudación	0.00	0.00	0.00	0.00	0.00	0.00	0.00
4211081040100507010000000000	Fondo de Fomento Municipal	22,798,678.00	796,808.00	0.00	23,595,486.00	15,547,483.78	15,547,483.78	8,048,002.22
42110810501006100000000000	FONDO DE COMPENSACIÓN PARA MUNICIPIOS	0.00	0.00	0.00	0.00	698,577.72	698,577.72	-698,577.72
4211081050102513010000000000	FONDO DE COMPENSACIÓN PARA MUNICIPIOS	0.00	1,059,000.00	0.00	1,059,000.00	907,088.01	907,088.01	151,911.99
4211081100100514020000000000	Habitat	0.00	0.00	0.00	0.00	0.00	0.00	0.00
4211081100100515010000000000	Rescate de espacios publicos (Prep)	0.00	0.00	0.00	0.00	0.00	0.00	0.00
4211081100102514020000000000	Habitat	8,600,000.00	0.00	0.00	8,600,000.00	10,620,009.00	10,620,009.00	-2,020,009.00
4212082010102504010000000000	Fondo de Aportaciones para la Infraestructura Social	16,586,528.00	915,546.00	0.00	17,502,074.00	15,753,453.18	15,753,453.18	1,748,620.82
4212082010200505010000000000	Fondo de Aportaciones para el Fortalecimiento de l	0.00	0.00	0.00	0.00	0.00	0.00	0.00
4212082010202505010000000000	Fondo de Aportaciones para el Fortalecimiento de l	48,879,384.00	4,459,725.40	0.00	53,339,109.40	40,154,549.33	40,154,549.33	13,184,560.07
4212082010300509010000000000	IMPUESTO SAUTOMOVILES NUEVOS	0.00	0.00	0.00	0.00	0.00	0.00	0.00
4212082010301509010000000000	IMPUESTO SAUTOMOVILES NUEVOS	321,119.00	124,885.00	0.00	446,004.00	459,623.83	459,623.83	-13,619.83
4212082010400510010000000000	EPS TABACOS	0.00	0.00	0.00	0.00	0.00	0.00	0.00
4212082010401510010000000000	EPS TABACOS	696,258.00	218,223.00	0.00	914,481.00	649,801.93	649,801.93	264,679.07
4212082010500051010000000000	EPS GASOLINA	0.00	0.00	0.00	0.00	0.00	0.00	0.00
421208201050151010000000000	EPS GASOLINA	2,892,293.00	52,648.00	0.00	2,944,941.00	2,073,768.34	2,073,768.34	871,172.66
42120820106000512010000000000	FONDO FORTASEGURIDAD	0.00	10,000,000.00	0.00	10,000,000.00	7,000,000.00	7,000,000.00	3,000,000.00
4212082010600051202000000000	FORTASEGURIDAD COPARTICIPACION	0.00	2,000,000.00	0.00	2,000,000.00	2,000,040.00	2,000,040.00	-40.00
4212082010600051203000000000	FONDO DE COMPENSACION DE IMPUESTO SOBRE AUTOMOVILE	0.00	0.00	0.00	0.00	0.00	0.00	0.00





MUNICIPIO DE TEPEJAL DEL RIO DE OCAMPO, HGO.  
ESTADO ANALITICO DEL PRESUPUESTO DE INGRESOS  
FUENTE DE FINANCIAMIENTO  
DEL 01 ENERO AL 30 DE SEPTIEMBRE DEL 2018



Cuenta	Nombre	Aprobado	Ampliaciones	Reducciones	Modificado	Devengado	Recaudado	Por Recaudar
4212082010601512030000000000	FONDO DE COMPENSACION DE IMPUESTO SOBRE AUTOMOVILE	91,393.00	5,281.00	0.00	96,654.00	72,494.30	72,494.30	24,159.70
4212082010602512010000000000	FONDO FORTASEGURIDAD	0.00	0.00	0.00	0.00	3,000,000.00	3,000,000.00	-3,000,000.00
4212082010602512020000000000	FORTASEGURIDAD COPARTICIPACION	0.00	0.00	0.00	0.00	66.36	66.36	-66.36
4212082011300529010000000000	FONDO DE ISR	0.00	0.00	0.00	0.00	795,631.33	795,631.33	-795,631.33
4212082011301529010000000000	FONDO DE ISR	0.00	1,385,585.12	0.00	1,385,585.12	2,513,296.19	2,513,296.19	-1,127,711.07
4212082011400519010000000000	PROFESIONALIZACION DE LAS INSTITUCIONES	0.00	0.00	0.00	0.00	0.00	0.00	0.00
4212082011300518010000000000	Fondo de Estabilizacion de las entidades federativ	0.00	0.00	0.00	0.00	0.00	0.00	0.00
4212082011600517010000000000	FONDO 3X1 MIGRANTES	0.00	0.00	0.00	0.00	250,000.00	250,000.00	-250,000.00
4212082011600533010000000000	INADDEM	0.00	0.00	0.00	0.00	0.00	0.00	0.00
4212082011602517010000000000	FONDO 3X1 MIGRANTES	0.00	2,000,000.00	0.00	2,000,000.00	750,000.00	750,000.00	1,250,000.00
4212082011702537010000000000	EMPLEO TEMPORAL	0.00	0.00	0.00	0.00	210,976.00	210,976.00	-210,976.00
4223093010102532010000000000	PROGRAMA DE DESARROLLO REGIONAL	0.00	8,282,331.05	0.00	8,282,331.05	8,282,331.05	8,282,331.05	0.00
4223093010202533020000000000	FORTALECIMIENTO FINANCIERO DE INVERSION	0.00	7,343,650.41	0.00	7,343,650.41	7,343,650.41	7,343,650.41	0.00
4223093010302536030000000000	15 PROG. APOYO VIVIENDA FONDO NAC. HABIT.	0.00	1,136,686.75	0.00	1,136,686.75	2,955,385.55	2,955,385.55	-1,818,698.80
	TOTAL	202,190,758.81	165,886,164.99	38,333,628.06	329,743,285.69	259,211,409.37	259,211,409.37	70,531,876.52

L.C. FRANCISCO VIZCARRA HERNANDEZ  
TESORERO MUNICIPAL

C.F. MOISES RAMIREZ JALPA  
PRESIDENTE MUNICIPAL/CONSTITUCION


C. ELIZETH JORJANA EMERSON  
SINDICO PROCURADOR


**\* MUNICIPIO DE TEPEJIL DEL RIO DE OCAMPO, HGO.  
ESTADO ANALÍTICO DEL PRESUPUESTO DE INGRESOS**


Clasificación Por Rubro

Rubro de Ingresos	Ingresos					Diferencia
	Estimado	Ampliaciones Reducciones	Modificado	Devengado	Recaudado	
1 Impuestos	\$26,504,042.86	\$16,127,858.61	\$42,631,901.47	\$0.00	\$34,203,158.69	\$7,699,115.83
2 Cuotas y Aportaciones de seguridad social	\$1,796,405.10	\$0.00	\$1,796,405.10	\$0.00	\$0.00	-\$1,796,405.10
3 Contribuciones de mejoras	\$0.00	\$0.00	\$0.00	\$0.00	\$0.00	\$0.00
4 Derechos	\$15,676,804.93	\$0.00	\$15,676,804.93	\$0.00	\$7,004,606.41	-\$8,672,198.52
5 Productos	\$3,096,935.92	\$0.00	\$3,096,935.92	\$0.00	\$2,810,291.17	-\$286,644.75
6 Aprovechamientos	\$7,094,328.00	\$0.00	\$7,094,328.00	\$0.00	\$5,017,803.36	-\$2,076,524.64
7 Ingresos por ventas de bienes y servicios	\$0.00	\$0.00	\$0.00	\$0.00	\$0.00	\$0.00
8 Participaciones y Aportaciones	\$148,022,242.00	\$25,736,482.52	\$173,758,704.52	\$0.00	\$140,918,646.08	-\$7,103,595.92
9 Transferencias, Asignaciones, Subsidios y Otras Ayudas	\$0.00	\$16,762,668.21	\$16,762,668.21	\$0.00	\$18,581,367.01	\$18,581,367.01
0 Ingresos derivados de Financiamientos	\$0.00	\$68,925,537.54	\$68,925,537.54	\$0.00	\$50,675,536.65	-\$50,675,536.65
<b>TOTALES</b>	<b>\$202,190,758.81</b>	<b>\$127,552,526.88</b>	<b>\$329,743,285.69</b>	<b>\$0.00</b>	<b>\$259,211,409.37</b>	<b>\$50,675,536.65</b>

Bajo protesta de decir verdad declaramos que los Estados Financieros y sus notas, son razonablemente correctos y son responsabilidad del emisor

  
L.C. FRANCISCO AVENDANO HERNANDEZ  
TESORERO MUNICIPAL

  
C.P. MOISES RAMIREZ TAPIA  
PRESIDENTE MUNICIPAL CONSTITUCIONAL

  
C. EL ZETH URRUTIA ENRIQUETA  
SINDICO PROCURADOR HACENDARIO

\* MUNICIPIO DE TEPEJILCO DEL RIO DE OCAIMPO, HGO.  
**ESTADO ANALÍTICO DEL PRESUPUESTO DE INGRESOS**


Ejercicio: **2018**


Del 01/01/2018 al 30/09/2018


**Rubro de Ingresos**

Rubro de Ingresos	Ingresos						Diferencia
	Estimado	Ampliaciones Reducciones	Modificado	Devengado	Recaudado	Ingresos excedentes	
1 Impuestos	\$26,504,042.86	\$16,127,858.61	\$42,631,901.47	\$0.00	\$34,203,158.69	\$7,699,115.83	
2 Cuotas y Aportaciones de seguridad social	\$1,796,405.10	\$0.00	\$1,796,405.10	\$0.00	\$0.00	-\$1,796,405.10	
3 Contribuciones de mejoras	\$0.00	\$0.00	\$0.00	\$0.00	\$0.00	\$0.00	
4 Derechos	\$15,676,804.93	\$0.00	\$15,676,804.93	\$0.00	\$7,004,606.41	-\$8,672,198.52	
5 Productos	\$3,096,935.92	\$0.00	\$3,096,935.92	\$0.00	\$2,810,291.17	-\$286,644.75	
51 Productos de tipo corriente	\$3,096,335.92	\$0.00	\$3,096,335.92	\$0.00	\$2,810,291.17	-\$286,044.75	
52 Productos de capital	\$600.00	\$0.00	\$600.00	\$0.00	\$0.00	-\$600.00	
59 Productos no comprendidos en las fracciones de la Ley de Ingresos causadas en ejercicios fiscales anteriores pendientes de liquidación o pago	\$0.00	\$0.00	\$0.00	\$0.00	\$0.00	\$0.00	
6 Aprovechamientos	\$7,094,328.00	\$0.00	\$7,094,328.00	\$0.00	\$5,017,803.36	-\$2,076,524.64	
61 Aprovechamientos de tipo corriente	\$7,094,328.00	\$0.00	\$7,094,328.00	\$0.00	\$5,017,803.36	-\$2,076,524.64	
62 Aprovechamientos de capital	\$0.00	\$0.00	\$0.00	\$0.00	\$0.00	\$0.00	
69 Aprovechamientos no comprendidos en las fracciones de la Ley de Ingresos causadas en ejercicios fiscales anteriores pendientes de liquidación o pago	\$0.00	\$0.00	\$0.00	\$0.00	\$0.00	\$0.00	
7 Ingresos por ventas de bienes y servicios	\$0.00	\$0.00	\$0.00	\$0.00	\$0.00	\$0.00	
8 Participaciones y Aportaciones	\$148,022,242.00	\$25,736,462.52	\$173,758,704.52	\$0.00	\$140,918,646.08	-\$7,103,595.92	
9 Transferencias, Asignaciones, Subsidios y Otras Ayudas	\$0.00	\$16,762,668.21	\$16,762,668.21	\$0.00	\$18,581,367.01	\$18,581,367.01	
0 Ingresos derivados de Financiamientos	\$0.00	\$68,925,537.54	\$68,925,537.54	\$0.00	\$50,675,536.65	-\$50,675,536.65	
<b>TOTALES</b>	<b>\$202,190,758.81</b>	<b>\$127,552,526.88</b>	<b>\$329,743,285.69</b>	<b>\$0.00</b>	<b>\$259,211,409.37</b>	<b>\$57,020,650.56</b>	

Bajo protesta de decir verdad declaramos que los Estados Financieros y sus notas, son razonablemente correctos y son responsabilidad del emisor.

  
L.C. FRANCISCO AVENDAÑO HERNANDEZ  
TESORERO MUNICIPAL

  
G.P. MOISES RAMÍREZ TAPIA  
PRESIDENTE MUNICIPAL CONSTITUCIONAL

  
G. ELIZETH JURUTIA ENRÍQUEZ  
SÍNDICO PROCURADOR HACENDARIO PROCURADOR

\* MUNICIPIO DE TEPEJIL DEL RIO DE OCAMPO, HGO.  
**ESTADO ANALÍTICO DEL PRESUPUESTO DE INGRESOS**

Clasificación Por Rubro y Tipo  
Del 01/01/2018 al 30/09/2018


**Ingresos**


Rubro/Tipo de Ingresos	Ingresos						Diferencia
	Estimado	Ampliaciones Reducciones	Modificado	Devengado	Recaudado		
<b>1 Impuestos</b>	<b>\$26,504,042.86</b>	<b>\$16,127,858.61</b>	<b>\$42,631,901.47</b>	<b>\$0.00</b>	<b>\$34,203,158.69</b>	<b>\$7,699,115.83</b>	
11 Impuestos sobre los ingresos	\$113,254.00	\$0.00	\$113,254.00	\$0.00	\$62,282.00	-\$50,972.00	
12 Impuestos sobre el patrimonio	\$12,023,608.87	\$30,495,038.60	\$42,518,647.47	\$0.00	\$32,681,502.97	\$20,657,894.10	
13 Impuestos sobre la producción, el consumo y las transacciones	\$12,023,608.80	-\$12,023,608.80	\$0.00	\$0.00	\$0.00	-\$12,023,608.80	
14 Impuestos al comercio exterior	\$0.00	\$0.00	\$0.00	\$0.00	\$0.00	\$0.00	
15 Impuestos sobre Nóminas y Asimilables	\$0.00	\$0.00	\$0.00	\$0.00	\$0.00	\$0.00	
16 Impuestos Ecológicos	\$0.00	\$0.00	\$0.00	\$0.00	\$0.00	\$0.00	
17 Accesorios	\$2,343,571.19	-\$2,343,571.19	\$0.00	\$0.00	\$1,459,373.72	-\$884,197.47	
18 Otros impuestos	\$0.00	\$0.00	\$0.00	\$0.00	\$0.00	\$0.00	
19 Impuestos no comprendidos en las fracciones de la Ley de Ingresos causadas en ejercicios fiscales anteriores pendientes de liquidación o pago	\$0.00	\$0.00	\$0.00	\$0.00	\$0.00	\$0.00	
<b>2 Cuotas y Aportaciones de seguridad social</b>	<b>\$1,796,405.10</b>	<b>\$0.00</b>	<b>\$1,796,405.10</b>	<b>\$0.00</b>	<b>\$0.00</b>	<b>-\$1,796,405.10</b>	
21 Aportaciones para Fondos de Vivienda	\$0.00	\$0.00	\$0.00	\$0.00	\$0.00	\$0.00	
22 Cuotas para el Seguro Social	\$0.00	\$0.00	\$0.00	\$0.00	\$0.00	\$0.00	
23 Cuotas de Ahorro para el Retiro	\$0.00	\$0.00	\$0.00	\$0.00	\$0.00	\$0.00	
24 Otras Cuotas y Aportaciones para la seguridad social	\$0.00	\$0.00	\$0.00	\$0.00	\$0.00	\$0.00	
25 Accesorios	\$1,796,405.10	\$0.00	\$1,796,405.10	\$0.00	\$0.00	-\$1,796,405.10	
<b>3 Contribuciones de mejoras</b>	<b>\$0.00</b>	<b>\$0.00</b>	<b>\$0.00</b>	<b>\$0.00</b>	<b>\$0.00</b>	<b>\$0.00</b>	
31 Contribución de mejoras por obras públicas	\$0.00	\$0.00	\$0.00	\$0.00	\$0.00	\$0.00	
39 Contribuciones de Mejoras no comprendidas en las fracciones de la Ley de Ingresos causadas en ejercicios fiscales anteriores pendientes de liquidación o pago	\$0.00	\$0.00	\$0.00	\$0.00	\$0.00	\$0.00	
<b>4 Derechos</b>	<b>\$15,676,804.93</b>	<b>\$0.00</b>	<b>\$15,676,804.93</b>	<b>\$0.00</b>	<b>\$7,004,606.41</b>	<b>-\$8,672,198.52</b>	
41 Derechos por el uso, goce, aprovechamiento o explotación de bienes de dominio público	\$0.00	\$0.00	\$0.00	\$0.00	\$0.00	\$0.00	
42 Derechos a los hidrocarburos	\$0.00	\$0.00	\$0.00	\$0.00	\$0.00	\$0.00	
43 Derechos por prestación de servicios	\$15,569,068.93	\$0.00	\$15,569,068.93	\$0.00	\$6,954,860.09	-\$8,614,208.84	
44 Otros Derechos	\$0.00	\$0.00	\$0.00	\$0.00	\$0.00	\$0.00	
45 Accesorios	\$107,736.00	\$0.00	\$107,736.00	\$0.00	\$49,746.32	-\$57,989.68	
49 Derechos no comprendidos en las fracciones de la Ley de Ingresos causadas en ejercicios fiscales anteriores pendientes de liquidación o pago	\$0.00	\$0.00	\$0.00	\$0.00	\$0.00	\$0.00	
<b>5 Productos</b>	<b>\$3,096,935.92</b>	<b>\$0.00</b>	<b>\$3,096,935.92</b>	<b>\$0.00</b>	<b>\$2,810,291.17</b>	<b>-\$286,644.75</b>	
51 Productos de tipo corriente	\$3,096,335.92	\$0.00	\$3,096,335.92	\$0.00	\$2,810,291.17	-\$286,044.75	
52 Productos de capital	\$600.00	\$0.00	\$600.00	\$0.00	\$0.00	-\$600.00	
59 Productos no comprendidos en las fracciones de la Ley de Ingresos causadas en ejercicios fiscales anteriores pendientes de liquidación o pago	\$0.00	\$0.00	\$0.00	\$0.00	\$0.00	\$0.00	
<b>6 Aprovechamientos</b>	<b>\$7,094,328.00</b>	<b>\$0.00</b>	<b>\$7,094,328.00</b>	<b>\$0.00</b>	<b>\$5,017,803.36</b>	<b>-\$2,076,524.64</b>	
61 Aprovechamientos de tipo corriente	\$7,094,328.00	\$0.00	\$7,094,328.00	\$0.00	\$5,017,803.36	-\$2,076,524.64	
62 Aprovechamientos de capital	\$0.00	\$0.00	\$0.00	\$0.00	\$0.00	\$0.00	
69 Aprovechamientos no comprendidos en las fracciones de la Ley de Ingresos causadas en ejercicios fiscales anteriores pendientes de liquidación o pago	\$0.00	\$0.00	\$0.00	\$0.00	\$0.00	\$0.00	


**Rubro/Tipo de Ingresos**

Rubro/Tipo de Ingresos	Ingresos						Diferencia
	Estimado	Ampliaciones Reducciones	Modificado	Devengado	Recaudado	Ingresos excedentes	
<b>7 Ingresos por ventas de bienes y servicios</b>	<b>\$0.00</b>	<b>\$0.00</b>	<b>\$0.00</b>	<b>\$0.00</b>	<b>\$0.00</b>	<b>\$0.00</b>	<b>\$0.00</b>
71 Ingresos por ventas de bienes y servicios de organismos descentralizados	\$0.00	\$0.00	\$0.00	\$0.00	\$0.00	\$0.00	\$0.00
72 Ingresos de operación de entidades paraestatales empresariales	\$0.00	\$0.00	\$0.00	\$0.00	\$0.00	\$0.00	\$0.00
73 Ingresos por ventas de bienes y servicios producidos en establecimientos del Gobierno Central	\$0.00	\$0.00	\$0.00	\$0.00	\$0.00	\$0.00	\$0.00
<b>8 Participaciones y Aportaciones</b>	<b>\$148,022,242.00</b>	<b>\$25,736,462.52</b>	<b>\$173,758,704.52</b>	<b>\$0.00</b>	<b>\$140,918,646.08</b>	<b>-\$7,103,596.52</b>	
81 Participaciones	\$78,555,267.00	\$4,574,589.00	\$83,129,856.00	\$0.00	\$65,234,945.29	-\$13,320,321.71	
82 Aportaciones	\$69,466,975.00	\$21,161,873.52	\$90,628,848.52	\$0.00	\$75,683,700.79	-\$8,216,725.79	
83 Convenios	\$0.00	\$0.00	\$0.00	\$0.00	\$0.00	\$0.00	
<b>9 Transferencias, Asignaciones, Subsidios y Otras Ayudas</b>	<b>\$0.00</b>	<b>\$16,762,668.21</b>	<b>\$16,762,668.21</b>	<b>\$0.00</b>	<b>\$18,581,367.01</b>	<b>\$18,581,367.01</b>	
91 Transferencias Internas y Asignaciones al Sector Público	\$0.00	\$0.00	\$0.00	\$0.00	\$0.00	\$0.00	
92 Transferencias al Resto del Sector Público	\$0.00	\$0.00	\$0.00	\$0.00	\$0.00	\$0.00	
93 Subsidios y Subvenciones	\$0.00	\$16,762,668.21	\$16,762,668.21	\$0.00	\$18,581,367.01	\$18,581,367.01	
94 Ayudas sociales	\$0.00	\$0.00	\$0.00	\$0.00	\$0.00	\$0.00	
95 Pensiones y Jubilaciones	\$0.00	\$0.00	\$0.00	\$0.00	\$0.00	\$0.00	
96 Transferencias a Fideicomisos, mandatos y análogos	\$0.00	\$0.00	\$0.00	\$0.00	\$0.00	\$0.00	
<b>0 Ingresos derivados de Financiamientos</b>	<b>\$0.00</b>	<b>\$68,925,537.54</b>	<b>\$68,925,537.54</b>	<b>\$0.00</b>	<b>\$50,675,536.65</b>	<b>\$50,675,536.65</b>	
01 Endeudamiento interno	\$0.00	\$68,925,537.54	\$68,925,537.54	\$0.00	\$50,675,536.65	\$50,675,536.65	
02 Endeudamiento externo	\$0.00	\$0.00	\$0.00	\$0.00	\$0.00	\$0.00	
03 Otras Fondos	\$0.00	\$0.00	\$0.00	\$0.00	\$0.00	\$0.00	
SIN SERIE	\$0.00	\$0.00	\$0.00	\$0.00	\$0.00	\$0.00	
<b>TOTALES</b>	<b>\$202,190,758.81</b>	<b>\$127,652,526.88</b>	<b>\$329,743,285.69</b>	<b>\$0.00</b>	<b>\$259,211,409.37</b>	<b>\$57,020,650.56</b>	

Bajo protesta de decir verdad declaramos que los Estados Financieros y sus notas, son razonablemente correctos y son responsabilidad del emisor

  
L.C. FRANCISCO AVENDAÑO HERNANDEZ  
TESORERO MUNICIPAL

  
C.F. MOISÉS RAMÍREZ IARRA  
PRESIDENTE MUNICIPAL CONSTITUCIONAL

  
E. ELIZETH UBRUTIA ENRIQUEZ  
SINDICO-PROCURADOR HACENDARIO

\* MUNICIPIO DE TEPEJIL DEL RIO DE OCAMPO, HGO.  
ESTADO ANALÍTICO DEL PRESUPUESTO DE INGRESOS

Ejercicio: 2018

Fuente de Financiamiento  
Del 01/01/2018 al 30/09/2018

Estado Analítico de Ingresos Por Fuente de Financiamiento	Estimado	Ampliaciones Reducciones	Modificado	Devengado	Recaudado	Diferencia
	(1)	(2)	(3 = 1 + 2)	(4)	(5)	(6 = 5 - 1)
<b>Ingresos del Gobierno</b>	<b>\$200,394,353.71</b>	<b>\$58,526,989.34</b>	<b>\$259,021,343.05</b>	<b>\$208,535,872.72</b>	<b>\$208,535,872.72</b>	<b>\$26,280,482.84</b>
1 Impuestos	\$26,504,042.96	\$16,127,858.61	\$42,631,901.47	\$34,203,158.69	\$34,203,158.69	\$7,699,115.83
3 Contribuciones de mejoras	\$0.00	\$0.00	\$0.00	\$0.00	\$0.00	\$0.00
4 Derechos	\$15,676,804.93	\$0.00	\$15,676,804.93	\$7,004,606.41	\$7,004,606.41	\$0.00
5 Productos	\$3,096,935.92	\$0.00	\$3,096,935.92	\$2,810,291.17	\$2,810,291.17	\$0.00
51 Productos de tipo corriente	\$3,096,935.92	\$0.00	\$3,096,935.92	\$2,810,291.17	\$2,810,291.17	\$0.00
52 Productos de capital	\$600.00	\$0.00	\$600.00	\$0.00	\$0.00	\$0.00
59 Productos no comprendidos en las fracciones de la Ley de Ingresos causadas en ejercicios fiscales anteriores pendientes de liquidación o pago	\$0.00	\$0.00	\$0.00	\$0.00	\$0.00	\$0.00
6 Aprovechamientos	\$7,094,328.00	\$0.00	\$7,094,328.00	\$5,017,803.36	\$5,017,803.36	\$0.00
61 Aprovechamientos de tipo corriente	\$7,094,328.00	\$0.00	\$7,094,328.00	\$5,017,803.36	\$5,017,803.36	\$0.00
62 Aprovechamientos de capital	\$0.00	\$0.00	\$0.00	\$0.00	\$0.00	\$0.00
69 Aprovechamientos no comprendidos en las fracciones de la Ley de Ingresos causadas en ejercicios fiscales anteriores pendientes de liquidación o pago	\$0.00	\$0.00	\$0.00	\$0.00	\$0.00	\$0.00
8 Participaciones y Aportaciones	\$148,022,242.00	\$25,736,462.52	\$173,758,704.52	\$140,918,646.08	\$140,918,646.08	\$0.00
9 Transferencias, Asignaciones, Subsidios y Otras Ayudas	\$0.00	\$16,762,668.21	\$16,762,668.21	\$18,581,367.01	\$18,581,367.01	\$18,581,367.01
<b>Ingresos de organismos y empresas</b>	<b>\$1,796,405.10</b>	<b>\$0.00</b>	<b>\$1,796,405.10</b>	<b>\$0.00</b>	<b>\$0.00</b>	<b>\$0.00</b>
2 Cuotas y Aportaciones de seguridad social	\$1,796,405.10	\$0.00	\$1,796,405.10	\$0.00	\$0.00	\$0.00
7 Ingresos por ventas de bienes y servicios	\$0.00	\$0.00	\$0.00	\$0.00	\$0.00	\$0.00
9 Transferencias, Asignaciones, Subsidios y Otras Ayudas	\$0.00	\$0.00	\$0.00	\$0.00	\$0.00	\$0.00
<b>Ingresos derivados del financiamiento</b>	<b>\$0.00</b>	<b>\$68,925,537.54</b>	<b>\$68,925,537.54</b>	<b>\$50,675,536.65</b>	<b>\$50,675,536.65</b>	<b>\$50,675,536.65</b>
0 Ingresos derivados de Financiamientos	\$0.00	\$68,925,537.54	\$68,925,537.54	\$50,675,536.65	\$50,675,536.65	\$50,675,536.65

**\* MUNICIPIO DE TEPEJI DEL RIO DE OCAMPO, HGO.**  
**ESTADO ANALÍTICO DEL PRESUPUESTO DE INGRESOS**

Ejercicio: **2018**


Del 01/01/2018 al 30/09/2018

Fuente de Financiamiento


Estado Analítico de Ingresos Por Fuente de Financiamiento	Estimado	Ampliaciones Reducciones	Modificado	Devengado	Recaudado	Diferencia
	(1)	(2)	(3 = 1 + 2)	(4)	(5)	(6 = 5 - 1)
<b>TOTAL</b>	\$202,190,758.81	\$127,552,526.88	\$329,743,285.69	\$259,211,409.37	\$259,211,409.37	\$76,958,019.49
				Ingresos excedentes <sup>1</sup>		

<sup>1</sup> Los ingresos excedentes se presentan para efectos de cumplimiento de la Ley General de Contabilidad Gubernamental y el importe reflejado debe ser siempre mayor a cero

*[Firma]*  
C. FRANCISCO AVENDANO HERNANDEZ  
TESORERO MUNICIPAL



*[Firma]*  
C. P. MOISES RAMIREZ TAPIA  
PRESIDENTE MUNICIPAL



*[Firma]*  
C. ELIZETH URRUTIA ENRIQUET  
SINDICO PROCURADOR HACENDARIO

