

Usr: director
rptAnaliticoPresu

Comisión de Agua y Alcantarillado del Municipio de Tepejí del Río de Ocampo, Hidalgo
Hidalgo

Análítico Mensual de Egresos Pagados por Fuente de Financiamiento al 31/mar./2021

10/abr./2021
Fecha y
08:16 a. m.

(Cuentas con Movimientos)

(Cifras en pesos y centavos)

Objeto del Gasto	Presupuesto Vigente	Ene	Feb	Mar	Abr	May	Jun	Jul	Ago	Sep	Oct	Nov	Dic	Total	Diferencia (Vigente - Total)
140 INGRESOS PROPIOS															
1000 SERVICIOS PERSONALES	\$16,209,631.36	\$1,012,100.64	\$1,075,848.57	\$1,750,059.16	\$0.00	\$0.00	\$0.00	\$0.00	\$0.00	\$0.00	\$0.00	\$0.00	\$0.00	\$3,838,008.37	\$12,371,622.99
1100 REMUNERACIONES AL PERSONAL DE	\$10,567,635.37	\$758,797.33	\$710,905.16	\$1,136,261.81	\$0.00	\$0.00	\$0.00	\$0.00	\$0.00	\$0.00	\$0.00	\$0.00	\$0.00	\$2,605,964.30	\$7,961,671.07
1130 Sueldos base al personal permanente	\$10,567,635.37	\$758,797.33	\$710,905.16	\$1,136,261.81	\$0.00	\$0.00	\$0.00	\$0.00	\$0.00	\$0.00	\$0.00	\$0.00	\$0.00	\$2,605,964.30	\$7,961,671.07
1131 Sueldos base al personal permanente	\$10,567,635.37	\$758,797.33	\$710,905.16	\$1,136,261.81	\$0.00	\$0.00	\$0.00	\$0.00	\$0.00	\$0.00	\$0.00	\$0.00	\$0.00	\$2,605,964.30	\$7,961,671.07
1200 REMUNERACIONES AL PERSONAL DE	\$21,000.00	\$31,910.21	\$112,635.44	\$190,546.14	\$0.00	\$0.00	\$0.00	\$0.00	\$0.00	\$0.00	\$0.00	\$0.00	\$0.00	\$335,091.79	\$-314,091.79
1220 Sueldos base al personal eventual	\$21,000.00	\$31,910.21	\$112,635.44	\$190,546.14	\$0.00	\$0.00	\$0.00	\$0.00	\$0.00	\$0.00	\$0.00	\$0.00	\$0.00	\$335,091.79	\$-314,091.79
1221 Sueldos base al personal eventual	\$21,000.00	\$31,910.21	\$112,635.44	\$190,546.14	\$0.00	\$0.00	\$0.00	\$0.00	\$0.00	\$0.00	\$0.00	\$0.00	\$0.00	\$335,091.79	\$-314,091.79
1300 REMUNERACIONES ADICIONALES Y	\$2,292,448.76	\$85,763.80	\$118,246.32	\$213,157.76	\$0.00	\$0.00	\$0.00	\$0.00	\$0.00	\$0.00	\$0.00	\$0.00	\$0.00	\$417,167.88	\$1,875,280.88
1310 Primas por años de servicios efectivos	\$286,951.14	\$17,450.56	\$17,619.22	\$28,012.11	\$0.00	\$0.00	\$0.00	\$0.00	\$0.00	\$0.00	\$0.00	\$0.00	\$0.00	\$63,081.89	\$223,869.25
1311 Primas por años de servicios efectivos	\$286,951.14	\$17,450.56	\$17,619.22	\$28,012.11	\$0.00	\$0.00	\$0.00	\$0.00	\$0.00	\$0.00	\$0.00	\$0.00	\$0.00	\$63,081.89	\$223,869.25
1320 Primas de vacaciones, dominical y	\$1,912,253.11	\$3,276.96	\$2,872.28	\$10,413.66	\$0.00	\$0.00	\$0.00	\$0.00	\$0.00	\$0.00	\$0.00	\$0.00	\$0.00	\$16,562.90	\$1,895,690.21
1321 Primas de vacaciones, dominical y	\$1,912,253.11	\$3,276.96	\$2,872.28	\$10,413.66	\$0.00	\$0.00	\$0.00	\$0.00	\$0.00	\$0.00	\$0.00	\$0.00	\$0.00	\$16,562.90	\$1,895,690.21
1330 Horas extraordinarias	\$54,053.37	\$57,891.28	\$87,942.94	\$157,649.42	\$0.00	\$0.00	\$0.00	\$0.00	\$0.00	\$0.00	\$0.00	\$0.00	\$0.00	\$303,483.64	\$-249,430.27
1331 Horas extraordinarias	\$54,053.37	\$57,891.28	\$87,942.94	\$157,649.42	\$0.00	\$0.00	\$0.00	\$0.00	\$0.00	\$0.00	\$0.00	\$0.00	\$0.00	\$303,483.64	\$-249,430.27
1340 Compensaciones	\$39,191.14	\$7,145.00	\$9,811.88	\$17,082.57	\$0.00	\$0.00	\$0.00	\$0.00	\$0.00	\$0.00	\$0.00	\$0.00	\$0.00	\$34,039.45	\$5,151.69
1341 Compensaciones	\$39,191.14	\$7,145.00	\$9,811.88	\$17,082.57	\$0.00	\$0.00	\$0.00	\$0.00	\$0.00	\$0.00	\$0.00	\$0.00	\$0.00	\$34,039.45	\$5,151.69
1400 SEGURIDAD SOCIAL	\$347,256.38	\$0.00	\$0.00	\$56,067.84	\$0.00	\$0.00	\$0.00	\$0.00	\$0.00	\$0.00	\$0.00	\$0.00	\$0.00	\$56,067.84	\$291,188.54
1440 Aportaciones para seguros	\$347,256.38	\$0.00	\$0.00	\$56,067.84	\$0.00	\$0.00	\$0.00	\$0.00	\$0.00	\$0.00	\$0.00	\$0.00	\$0.00	\$56,067.84	\$291,188.54
1441 Aportaciones para seguros	\$347,256.38	\$0.00	\$0.00	\$56,067.84	\$0.00	\$0.00	\$0.00	\$0.00	\$0.00	\$0.00	\$0.00	\$0.00	\$0.00	\$56,067.84	\$291,188.54
1500 OTRAS PRESTACIONES SOCIALES Y	\$2,981,290.85	\$135,629.30	\$134,061.65	\$154,025.61	\$0.00	\$0.00	\$0.00	\$0.00	\$0.00	\$0.00	\$0.00	\$0.00	\$0.00	\$423,716.56	\$2,557,574.29
1510 Cuotas para el fondo de ahorro y fondo de	\$655,377.66	\$35,765.85	\$35,545.43	\$56,813.21	\$0.00	\$0.00	\$0.00	\$0.00	\$0.00	\$0.00	\$0.00	\$0.00	\$0.00	\$128,124.49	\$527,253.17
1511 Cuotas para el fondo de ahorro y fondo de	\$655,377.66	\$35,765.85	\$35,545.43	\$56,813.21	\$0.00	\$0.00	\$0.00	\$0.00	\$0.00	\$0.00	\$0.00	\$0.00	\$0.00	\$128,124.49	\$527,253.17
1520 Indemnizaciones	\$684,842.03	\$0.00	\$0.00	\$0.00	\$0.00	\$0.00	\$0.00	\$0.00	\$0.00	\$0.00	\$0.00	\$0.00	\$0.00	\$0.00	\$684,842.03
1521 Indemnizaciones	\$684,842.03	\$0.00	\$0.00	\$0.00	\$0.00	\$0.00	\$0.00	\$0.00	\$0.00	\$0.00	\$0.00	\$0.00	\$0.00	\$0.00	\$684,842.03
1590 Otras prestaciones sociales y económicas	\$1,641,071.16	\$99,863.45	\$98,516.22	\$97,212.40	\$0.00	\$0.00	\$0.00	\$0.00	\$0.00	\$0.00	\$0.00	\$0.00	\$0.00	\$295,592.07	\$1,345,479.09
1591 Otras prestaciones sociales y económicas	\$1,641,071.16	\$99,863.45	\$98,516.22	\$97,212.40	\$0.00	\$0.00	\$0.00	\$0.00	\$0.00	\$0.00	\$0.00	\$0.00	\$0.00	\$295,592.07	\$1,345,479.09
2000 MATERIALES Y SUMINISTROS	\$7,110,203.35	\$413,901.19	\$598,231.25	\$915,880.27	\$0.00	\$0.00	\$0.00	\$0.00	\$0.00	\$0.00	\$0.00	\$0.00	\$0.00	\$1,928,012.71	\$5,182,190.64
2100 MATERIALES DE ADMINISTRACIÓN,	\$159,675.09	\$21,411.86	\$28,639.98	\$16,534.43	\$0.00	\$0.00	\$0.00	\$0.00	\$0.00	\$0.00	\$0.00	\$0.00	\$0.00	\$66,586.27	\$93,088.82
2110 Materiales, útiles y equipos menores de	\$113,479.01	\$16,195.77	\$5,611.22	\$14,267.77	\$0.00	\$0.00	\$0.00	\$0.00	\$0.00	\$0.00	\$0.00	\$0.00	\$0.00	\$36,074.76	\$77,404.25
2111 Materiales, útiles y equipos menores de	\$113,479.01	\$16,195.77	\$5,611.22	\$14,267.77	\$0.00	\$0.00	\$0.00	\$0.00	\$0.00	\$0.00	\$0.00	\$0.00	\$0.00	\$36,074.76	\$77,404.25
2120 Materiales y útiles de impresión y	\$31,648.16	\$2,450.00	\$11,149.50	\$0.00	\$0.00	\$0.00	\$0.00	\$0.00	\$0.00	\$0.00	\$0.00	\$0.00	\$0.00	\$13,599.50	\$18,048.66
2121 Materiales y útiles de impresión y	\$31,648.16	\$2,450.00	\$11,149.50	\$0.00	\$0.00	\$0.00	\$0.00	\$0.00	\$0.00	\$0.00	\$0.00	\$0.00	\$0.00	\$13,599.50	\$18,048.66
2130 Material estadístico y geográfico	\$525.16	\$0.00	\$0.00	\$0.00	\$0.00	\$0.00	\$0.00	\$0.00	\$0.00	\$0.00	\$0.00	\$0.00	\$0.00	\$0.00	\$525.16
2131 Material estadístico y geográfico	\$525.16	\$0.00	\$0.00	\$0.00	\$0.00	\$0.00	\$0.00	\$0.00	\$0.00	\$0.00	\$0.00	\$0.00	\$0.00	\$0.00	\$525.16
2140 Materiales, útiles y equipos menores de	\$1,501.93	\$0.00	\$0.00	\$0.00	\$0.00	\$0.00	\$0.00	\$0.00	\$0.00	\$0.00	\$0.00	\$0.00	\$0.00	\$0.00	\$1,501.93
2141 Materiales, útiles y equipos menores de	\$1,501.93	\$0.00	\$0.00	\$0.00	\$0.00	\$0.00	\$0.00	\$0.00	\$0.00	\$0.00	\$0.00	\$0.00	\$0.00	\$0.00	\$1,501.93
2150 Material impreso e información digital	\$1,000.00	\$0.00	\$8,738.00	\$0.00	\$0.00	\$0.00	\$0.00	\$0.00	\$0.00	\$0.00	\$0.00	\$0.00	\$0.00	\$8,738.00	\$-7,738.00

Comisión de Agua y Alcantarillado del Municipio de Tepej del Río de Ocampo, Hidalgo

Análisis Mensual de Egresos Pagados por Fuente de Financiamiento al 31/mar/2024

Usr: director

rptAnalíticoPresu

(Cuentas con Movimientos)

(Cifras en pesos y centavos)

Fecha y

08:16 a. m.

Objeto del Gasto		Presupuesto													Total	Diferencia (Vigente - Total)
		Vigente	Ene	Feb	Mar	Abr	May	Jun	Jul	Ago	Sep	Oct	Nov	Dic		
2151	Material impreso e información digital	\$1,000.00	\$0.00	\$8,738.00	\$0.00	\$0.00	\$0.00	\$0.00	\$0.00	\$0.00	\$0.00	\$0.00	\$0.00	\$0.00	\$8,738.00	-\$7,738.00
2160	Material de limpieza	\$11,520.83	\$2,766.09	\$3,141.26	\$2,266.66	\$0.00	\$0.00	\$0.00	\$0.00	\$0.00	\$0.00	\$0.00	\$0.00	\$0.00	\$8,174.01	\$3,346.82
2161	Material de limpieza	\$11,520.83	\$2,766.09	\$3,141.26	\$2,266.66	\$0.00	\$0.00	\$0.00	\$0.00	\$0.00	\$0.00	\$0.00	\$0.00	\$0.00	\$8,174.01	\$3,346.82
2200	ALIMENTOS Y UTENSILIOS	\$52,711.17	\$7,904.52	\$1,829.30	\$51,066.25	\$0.00	\$0.00	\$0.00	\$0.00	\$0.00	\$0.00	\$0.00	\$0.00	\$0.00	\$60,800.07	-\$8,088.90
2210	Productos alimenticios para personas	\$52,711.17	\$7,904.52	\$1,829.30	\$51,066.25	\$0.00	\$0.00	\$0.00	\$0.00	\$0.00	\$0.00	\$0.00	\$0.00	\$0.00	\$60,800.07	-\$8,088.90
2211	Productos alimenticios para personas	\$52,711.17	\$7,904.52	\$1,829.30	\$51,066.25	\$0.00	\$0.00	\$0.00	\$0.00	\$0.00	\$0.00	\$0.00	\$0.00	\$0.00	\$60,800.07	-\$8,088.90
2300	MATERIAS PRIMAS Y MATERIALES DE	\$40,190.90	\$2,890.00	\$8,042.00	\$78,054.30	\$0.00	\$0.00	\$0.00	\$0.00	\$0.00	\$0.00	\$0.00	\$0.00	\$0.00	\$0.00	\$30,190.90
2340	Combustibles, lubricantes, aditivos,	\$30,190.90	\$0.00	\$0.00	\$0.00	\$0.00	\$0.00	\$0.00	\$0.00	\$0.00	\$0.00	\$0.00	\$0.00	\$0.00	\$0.00	\$30,190.90
2341	Combustibles, lubricantes, aditivos,	\$30,190.90	\$0.00	\$0.00	\$0.00	\$0.00	\$0.00	\$0.00	\$0.00	\$0.00	\$0.00	\$0.00	\$0.00	\$0.00	\$0.00	\$30,190.90
2380	Mercancías adquiridas para su	\$10,000.00	\$2,890.00	\$8,042.00	\$78,054.30	\$0.00	\$0.00	\$0.00	\$0.00	\$0.00	\$0.00	\$0.00	\$0.00	\$0.00	\$88,986.30	-\$78,986.30
2381	Mercancías adquiridas para su	\$10,000.00	\$2,890.00	\$8,042.00	\$78,054.30	\$0.00	\$0.00	\$0.00	\$0.00	\$0.00	\$0.00	\$0.00	\$0.00	\$0.00	\$88,986.30	-\$78,986.30
2400	MATERIALES Y ARTÍCULOS DE	\$2,337,914.26	\$85,515.34	\$194,241.63	\$180,137.24	\$0.00	\$0.00	\$0.00	\$0.00	\$0.00	\$0.00	\$0.00	\$0.00	\$0.00	\$459,894.21	\$1,878,020.05
2410	Productos minerales no metálicos	\$174,446.09	\$0.00	\$0.00	\$0.00	\$0.00	\$0.00	\$0.00	\$0.00	\$0.00	\$0.00	\$0.00	\$0.00	\$0.00	\$0.00	\$174,446.09
2411	Productos minerales no metálicos	\$174,446.09	\$0.00	\$0.00	\$0.00	\$0.00	\$0.00	\$0.00	\$0.00	\$0.00	\$0.00	\$0.00	\$0.00	\$0.00	\$0.00	\$174,446.09
2420	Cemento y productos de concreto	\$588,368.64	\$35,689.67	\$17,224.14	\$810.00	\$0.00	\$0.00	\$0.00	\$0.00	\$0.00	\$0.00	\$0.00	\$0.00	\$0.00	\$53,723.81	\$534,644.83
2421	Cemento y productos de concreto	\$588,368.64	\$35,689.67	\$17,224.14	\$810.00	\$0.00	\$0.00	\$0.00	\$0.00	\$0.00	\$0.00	\$0.00	\$0.00	\$0.00	\$53,723.81	\$534,644.83
2430	Cal, yeso y productos de yeso	\$18,397.64	\$0.00	\$0.00	\$0.00	\$0.00	\$0.00	\$0.00	\$0.00	\$0.00	\$0.00	\$0.00	\$0.00	\$0.00	\$0.00	\$18,397.64
2431	Cal, yeso y productos de yeso	\$18,397.64	\$0.00	\$0.00	\$0.00	\$0.00	\$0.00	\$0.00	\$0.00	\$0.00	\$0.00	\$0.00	\$0.00	\$0.00	\$0.00	\$18,397.64
2460	Material eléctrico y electrónico	\$8,674.12	\$0.00	\$15,738.27	\$6,642.29	\$0.00	\$0.00	\$0.00	\$0.00	\$0.00	\$0.00	\$0.00	\$0.00	\$0.00	\$22,380.56	-\$13,706.44
2461	Material eléctrico y electrónico	\$8,674.12	\$0.00	\$15,738.27	\$6,642.29	\$0.00	\$0.00	\$0.00	\$0.00	\$0.00	\$0.00	\$0.00	\$0.00	\$0.00	\$22,380.56	-\$13,706.44
2470	Artículos metálicos para la construcción	\$209,823.01	\$1,663.78	\$0.00	\$0.00	\$0.00	\$0.00	\$0.00	\$0.00	\$0.00	\$0.00	\$0.00	\$0.00	\$0.00	\$1,663.78	\$208,159.23
2471	Artículos metálicos para la construcción	\$209,823.01	\$1,663.78	\$0.00	\$0.00	\$0.00	\$0.00	\$0.00	\$0.00	\$0.00	\$0.00	\$0.00	\$0.00	\$0.00	\$1,663.78	\$208,159.23
2490	Otros materiales y artículos de	\$1,338,204.76	\$48,161.89	\$161,279.22	\$172,684.95	\$0.00	\$0.00	\$0.00	\$0.00	\$0.00	\$0.00	\$0.00	\$0.00	\$0.00	\$382,126.06	\$956,078.70
2491	Otros materiales y artículos de	\$1,338,204.76	\$48,161.89	\$161,279.22	\$172,684.95	\$0.00	\$0.00	\$0.00	\$0.00	\$0.00	\$0.00	\$0.00	\$0.00	\$0.00	\$382,126.06	\$956,078.70
2500	PRODUCTOS QUÍMICOS,	\$680,761.73	\$131,405.53	\$65,666.35	\$305,743.80	\$0.00	\$0.00	\$0.00	\$0.00	\$0.00	\$0.00	\$0.00	\$0.00	\$0.00	\$502,815.68	\$177,946.05
2510	Productos químicos básicos	\$68,533.84	\$56,338.89	\$844.80	\$36,593.20	\$0.00	\$0.00	\$0.00	\$0.00	\$0.00	\$0.00	\$0.00	\$0.00	\$0.00	\$93,776.89	-\$25,243.05
2511	Productos químicos básicos	\$68,533.84	\$56,338.89	\$844.80	\$36,593.20	\$0.00	\$0.00	\$0.00	\$0.00	\$0.00	\$0.00	\$0.00	\$0.00	\$0.00	\$93,776.89	-\$25,243.05
2530	Medicinas y productos farmacéuticos	\$10,000.00	\$75,066.64	\$38,521.55	\$55,450.60	\$0.00	\$0.00	\$0.00	\$0.00	\$0.00	\$0.00	\$0.00	\$0.00	\$0.00	\$169,038.79	-\$159,038.79
2531	Medicinas y productos farmacéuticos	\$10,000.00	\$75,066.64	\$38,521.55	\$55,450.60	\$0.00	\$0.00	\$0.00	\$0.00	\$0.00	\$0.00	\$0.00	\$0.00	\$0.00	\$169,038.79	-\$159,038.79
2560	Fibras sintéticas, hules, plásticos y	\$133,823.48	\$0.00	\$0.00	\$0.00	\$0.00	\$0.00	\$0.00	\$0.00	\$0.00	\$0.00	\$0.00	\$0.00	\$0.00	\$0.00	\$133,823.48
2561	Fibras sintéticas, hules, plásticos y	\$133,823.48	\$0.00	\$0.00	\$0.00	\$0.00	\$0.00	\$0.00	\$0.00	\$0.00	\$0.00	\$0.00	\$0.00	\$0.00	\$0.00	\$133,823.48
2590	Otros productos químicos	\$468,404.41	\$0.00	\$26,300.00	\$213,700.00	\$0.00	\$0.00	\$0.00	\$0.00	\$0.00	\$0.00	\$0.00	\$0.00	\$0.00	\$240,000.00	\$228,404.41
2591	Otros productos químicos	\$468,404.41	\$0.00	\$26,300.00	\$213,700.00	\$0.00	\$0.00	\$0.00	\$0.00	\$0.00	\$0.00	\$0.00	\$0.00	\$0.00	\$240,000.00	\$228,404.41
2600	COMBUSTIBLES, LUBRICANTES Y	\$3,046,289.11	\$134,384.31	\$182,803.59	\$119,011.62	\$0.00	\$0.00	\$0.00	\$0.00	\$0.00	\$0.00	\$0.00	\$0.00	\$0.00	\$436,199.52	\$2,610,089.59
2610	Combustibles, lubricantes y aditivos	\$3,046,289.11	\$134,384.31	\$182,803.59	\$119,011.62	\$0.00	\$0.00	\$0.00	\$0.00	\$0.00	\$0.00	\$0.00	\$0.00	\$0.00	\$436,199.52	\$2,610,089.59
2611	Combustibles, lubricantes y aditivos	\$3,046,289.11	\$134,384.31	\$182,803.59	\$119,011.62	\$0.00	\$0.00	\$0.00	\$0.00	\$0.00	\$0.00	\$0.00	\$0.00	\$0.00	\$436,199.52	\$2,610,089.59
2700	VESTUARIO, BLANCOS, PRENDAS DE	\$414,636.80	\$12,826.70	\$94,357.41	\$129,387.77	\$0.00	\$0.00	\$0.00	\$0.00	\$0.00	\$0.00	\$0.00	\$0.00	\$0.00	\$236,571.88	\$178,064.92
2710	Vestuario y uniformes	\$343,087.92	\$0.00	\$57,464.00	\$113,010.00	\$0.00	\$0.00	\$0.00	\$0.00	\$0.00	\$0.00	\$0.00	\$0.00	\$0.00	\$170,474.00	\$172,613.92
2711	Vestuario y uniformes	\$343,087.92	\$0.00	\$57,464.00	\$113,010.00	\$0.00	\$0.00	\$0.00	\$0.00	\$0.00	\$0.00	\$0.00	\$0.00	\$0.00	\$170,474.00	\$172,613.92
2720	Prendas de seguridad y protección	\$71,548.88	\$12,826.70	\$36,893.41	\$16,377.77	\$0.00	\$0.00	\$0.00	\$0.00	\$0.00	\$0.00	\$0.00	\$0.00	\$0.00	\$66,097.88	\$5,451.00



Usr: director
rptAnaliticoPresu

Comisión de Agua y Alcantarillado del Municipio de Tepejí del Río de Ocampo, Hidalgo Hidalgo

Análisis Mensual de Egresos Pagados por Fuente de Financiamiento al 31/mar /2021

(Cuentas con Movimientos)

(Cifras en pesos y centavos)

Fecha y
08:16 a. m.

Objeto del Gasto	Presupuesto													Diferencia	
	Vigente	Ene	Feb	Mar	Abr	May	Jun	Jul	Ago	Sep	Oct	Nov	Dic	Total	(Vigente - Total)
2721 Prendas de seguridad y protección	\$71,548.88	\$12,826.70	\$36,893.41	\$16,377.77	\$0.00	\$0.00	\$0.00	\$0.00	\$0.00	\$0.00	\$0.00	\$0.00	\$0.00	\$68,097.88	\$5,451.00
2900 HERRAMIENTAS, REFACCIONES Y	\$378,024.29	\$17,562.93	\$22,650.99	\$35,944.86	\$0.00	\$0.00	\$0.00	\$0.00	\$0.00	\$0.00	\$0.00	\$0.00	\$0.00	\$76,158.78	\$301,865.51
2910 Herramientas menores	\$85,837.69	\$0.00	\$21,919.59	\$15,176.18	\$0.00	\$0.00	\$0.00	\$0.00	\$0.00	\$0.00	\$0.00	\$0.00	\$0.00	\$37,095.77	\$48,741.92
2911 Herramientas menores	\$85,837.69	\$0.00	\$21,919.59	\$15,176.18	\$0.00	\$0.00	\$0.00	\$0.00	\$0.00	\$0.00	\$0.00	\$0.00	\$0.00	\$37,095.77	\$48,741.92
2920 Refacciones y accesorios menores de	\$7,750.24	\$0.00	\$0.00	\$1,863.56	\$0.00	\$0.00	\$0.00	\$0.00	\$0.00	\$0.00	\$0.00	\$0.00	\$0.00	\$1,863.56	\$5,886.68
2921 Refacciones y accesorios menores de	\$7,750.24	\$0.00	\$0.00	\$1,863.56	\$0.00	\$0.00	\$0.00	\$0.00	\$0.00	\$0.00	\$0.00	\$0.00	\$0.00	\$1,863.56	\$5,886.68
2930 Refacciones y accesorios menores de	\$1,060.77	\$0.00	\$0.00	\$949.16	\$0.00	\$0.00	\$0.00	\$0.00	\$0.00	\$0.00	\$0.00	\$0.00	\$0.00	\$949.16	\$111.61
2931 Refacciones y accesorios menores de	\$1,060.77	\$0.00	\$0.00	\$949.16	\$0.00	\$0.00	\$0.00	\$0.00	\$0.00	\$0.00	\$0.00	\$0.00	\$0.00	\$949.16	\$111.61
2940 Refacciones y accesorios menores de	\$16,360.74	\$13,500.00	\$283.62	\$7,059.60	\$0.00	\$0.00	\$0.00	\$0.00	\$0.00	\$0.00	\$0.00	\$0.00	\$0.00	\$20,843.22	-\$4,482.48
2941 Refacciones y accesorios menores de	\$16,360.74	\$13,500.00	\$283.62	\$7,059.60	\$0.00	\$0.00	\$0.00	\$0.00	\$0.00	\$0.00	\$0.00	\$0.00	\$0.00	\$20,843.22	-\$4,482.48
2960 Refacciones y accesorios menores de	\$256,661.69	\$3,450.00	\$447.78	\$7,863.63	\$0.00	\$0.00	\$0.00	\$0.00	\$0.00	\$0.00	\$0.00	\$0.00	\$0.00	\$11,561.41	\$245,100.28
2961 Refacciones y accesorios menores de	\$256,661.69	\$3,450.00	\$447.78	\$7,863.63	\$0.00	\$0.00	\$0.00	\$0.00	\$0.00	\$0.00	\$0.00	\$0.00	\$0.00	\$11,561.41	\$245,100.28
2980 Refacciones y accesorios menores de	\$10,353.16	\$612.93	\$0.00	\$3,232.73	\$0.00	\$0.00	\$0.00	\$0.00	\$0.00	\$0.00	\$0.00	\$0.00	\$0.00	\$3,845.66	\$6,507.50
2981 Refacciones y accesorios menores de	\$10,353.16	\$612.93	\$0.00	\$3,232.73	\$0.00	\$0.00	\$0.00	\$0.00	\$0.00	\$0.00	\$0.00	\$0.00	\$0.00	\$3,845.66	\$6,507.50
3000 SERVICIOS GENERALES	\$15,198,608.69	\$2,282,704.99	\$1,422,430.32	\$1,076,663.29	\$0.00	\$0.00	\$0.00	\$0.00	\$0.00	\$0.00	\$0.00	\$0.00	\$0.00	\$4,781,798.60	\$10,416,810.09
3100 SERVICIOS BÁSICOS	\$9,086,701.40	\$2,015,121.74	\$748,295.69	\$681,700.06	\$0.00	\$0.00	\$0.00	\$0.00	\$0.00	\$0.00	\$0.00	\$0.00	\$0.00	\$3,445,117.49	\$5,641,583.91
3110 Energía eléctrica	\$8,967,298.20	\$2,012,676.20	\$746,962.07	\$679,148.28	\$0.00	\$0.00	\$0.00	\$0.00	\$0.00	\$0.00	\$0.00	\$0.00	\$0.00	\$3,438,786.55	\$5,528,511.65
3111 Energía eléctrica	\$8,967,298.20	\$2,012,676.20	\$746,962.07	\$679,148.28	\$0.00	\$0.00	\$0.00	\$0.00	\$0.00	\$0.00	\$0.00	\$0.00	\$0.00	\$3,438,786.55	\$5,528,511.65
3140 Telefonía tradicional	\$72,055.69	\$2,445.54	\$1,333.62	\$2,551.78	\$0.00	\$0.00	\$0.00	\$0.00	\$0.00	\$0.00	\$0.00	\$0.00	\$0.00	\$6,330.94	\$65,724.75
3141 Telefonía tradicional	\$72,055.69	\$2,445.54	\$1,333.62	\$2,551.78	\$0.00	\$0.00	\$0.00	\$0.00	\$0.00	\$0.00	\$0.00	\$0.00	\$0.00	\$6,330.94	\$65,724.75
3150 Telefonía celular	\$45,036.70	\$0.00	\$0.00	\$0.00	\$0.00	\$0.00	\$0.00	\$0.00	\$0.00	\$0.00	\$0.00	\$0.00	\$0.00	\$0.00	\$45,036.70
3151 Telefonía celular	\$45,036.70	\$0.00	\$0.00	\$0.00	\$0.00	\$0.00	\$0.00	\$0.00	\$0.00	\$0.00	\$0.00	\$0.00	\$0.00	\$0.00	\$45,036.70
3180 Servicios postales y telegráficos	\$2,310.81	\$0.00	\$0.00	\$0.00	\$0.00	\$0.00	\$0.00	\$0.00	\$0.00	\$0.00	\$0.00	\$0.00	\$0.00	\$0.00	\$2,310.81
3181 Servicios postales y telegráficos	\$2,310.81	\$0.00	\$0.00	\$0.00	\$0.00	\$0.00	\$0.00	\$0.00	\$0.00	\$0.00	\$0.00	\$0.00	\$0.00	\$0.00	\$2,310.81
3200 SERVICIOS DE ARRENDAMIENTO	\$211,725.36	\$11,004.00	\$53,500.00	\$2,400.00	\$0.00	\$0.00	\$0.00	\$0.00	\$0.00	\$0.00	\$0.00	\$0.00	\$0.00	\$66,904.00	\$144,821.36
3260 Arrendamiento de maquinaria, otros	\$127,575.36	\$0.00	\$0.00	\$0.00	\$0.00	\$0.00	\$0.00	\$0.00	\$0.00	\$0.00	\$0.00	\$0.00	\$0.00	\$0.00	\$127,575.36
3261 Arrendamiento de maquinaria, otros	\$127,575.36	\$0.00	\$0.00	\$0.00	\$0.00	\$0.00	\$0.00	\$0.00	\$0.00	\$0.00	\$0.00	\$0.00	\$0.00	\$0.00	\$127,575.36
3290 Otros arrendamientos	\$84,150.00	\$11,004.00	\$53,500.00	\$2,400.00	\$0.00	\$0.00	\$0.00	\$0.00	\$0.00	\$0.00	\$0.00	\$0.00	\$0.00	\$66,904.00	\$17,246.00
3291 Otros arrendamientos	\$84,150.00	\$11,004.00	\$53,500.00	\$2,400.00	\$0.00	\$0.00	\$0.00	\$0.00	\$0.00	\$0.00	\$0.00	\$0.00	\$0.00	\$66,904.00	\$17,246.00
3300 SERVICIOS PROFESIONALES,	\$1,122,891.14	\$13,151.72	\$33,464.06	\$12,546.27	\$0.00	\$0.00	\$0.00	\$0.00	\$0.00	\$0.00	\$0.00	\$0.00	\$0.00	\$59,162.05	\$1,063,729.09
3310 Servicios legales, de contabilidad,	\$410,844.80	\$0.00	\$0.00	\$0.00	\$0.00	\$0.00	\$0.00	\$0.00	\$0.00	\$0.00	\$0.00	\$0.00	\$0.00	\$0.00	\$410,844.80
3311 Servicios legales, de contabilidad,	\$410,844.80	\$0.00	\$0.00	\$0.00	\$0.00	\$0.00	\$0.00	\$0.00	\$0.00	\$0.00	\$0.00	\$0.00	\$0.00	\$0.00	\$410,844.80
3330 Servicios de consultoría administrativa,	\$100.00	\$1,500.00	\$15,000.00	\$2,820.00	\$0.00	\$0.00	\$0.00	\$0.00	\$0.00	\$0.00	\$0.00	\$0.00	\$0.00	\$19,320.00	-\$19,220.00
3331 Servicios de consultoría administrativa,	\$100.00	\$1,500.00	\$15,000.00	\$2,820.00	\$0.00	\$0.00	\$0.00	\$0.00	\$0.00	\$0.00	\$0.00	\$0.00	\$0.00	\$19,320.00	-\$19,220.00
3340 Servicios de capacitación	\$54,636.50	\$0.00	\$0.00	\$0.00	\$0.00	\$0.00	\$0.00	\$0.00	\$0.00	\$0.00	\$0.00	\$0.00	\$0.00	\$0.00	\$54,636.50
3341 Servicios de capacitación	\$54,636.50	\$0.00	\$0.00	\$0.00	\$0.00	\$0.00	\$0.00	\$0.00	\$0.00	\$0.00	\$0.00	\$0.00	\$0.00	\$0.00	\$54,636.50
3350 Servicios de investigación científica y	\$66,467.29	\$0.00	\$0.00	\$0.00	\$0.00	\$0.00	\$0.00	\$0.00	\$0.00	\$0.00	\$0.00	\$0.00	\$0.00	\$0.00	\$66,467.29
3351 Servicios de investigación científica y	\$66,467.29	\$0.00	\$0.00	\$0.00	\$0.00	\$0.00	\$0.00	\$0.00	\$0.00	\$0.00	\$0.00	\$0.00	\$0.00	\$0.00	\$66,467.29
3360 Servicios de apoyo administrativo,	\$3,171.16	\$0.00	\$0.00	\$0.00	\$0.00	\$0.00	\$0.00	\$0.00	\$0.00	\$0.00	\$0.00	\$0.00	\$0.00	\$0.00	\$3,171.16
3361 Servicios de apoyo administrativo,	\$3,171.16	\$0.00	\$0.00	\$0.00	\$0.00	\$0.00	\$0.00	\$0.00	\$0.00	\$0.00	\$0.00	\$0.00	\$0.00	\$0.00	\$3,171.16

Comisión de Agua y Alcantarillado del Municipio de Tepejí del Río de Ocampo, Hidalgo
Hidalgo

Análisis Mensual de Egresos Pagados por Fuente de Financiamiento al 31/mar/2024

Usu: director

rptAnaliticoPresu

(Cuentas con Movimientos)

(Cifras en pesos y centavos)

Fecha y

08:16 a. m.

Objeto del Gasto		Presupuesto Vigente	Ene	Feb	Mar	Abr	May	Jun	Jul	Ago	Sep	Oct	Nov	Dic	Total	Diferencia (Vigente - Total)
3390	Servicios profesionales, científicos y	\$587,871.39	\$11,651.72	\$18,464.06	\$9,726.27	\$0.00	\$0.00	\$0.00	\$0.00	\$0.00	\$0.00	\$0.00	\$0.00	\$0.00	\$39,842.05	\$547,829.34
3391	Servicios profesionales, científicos y	\$587,871.39	\$11,651.72	\$18,464.06	\$9,726.27	\$0.00	\$0.00	\$0.00	\$0.00	\$0.00	\$0.00	\$0.00	\$0.00	\$0.00	\$39,842.05	\$547,829.34
3400	SERVICIOS FINANCIEROS, BANCARIOS	\$92,106.36	\$2,703.83	\$3,140.07	\$3,281.80	\$0.00	\$0.00	\$0.00	\$0.00	\$0.00	\$0.00	\$0.00	\$0.00	\$0.00	\$9,125.70	\$82,980.66
3410	Servicios financieros y bancarios	\$72,786.17	\$2,703.83	\$3,140.07	\$3,281.80	\$0.00	\$0.00	\$0.00	\$0.00	\$0.00	\$0.00	\$0.00	\$0.00	\$0.00	\$9,125.70	\$63,660.47
3411	Servicios financieros y bancarios	\$72,786.17	\$2,703.83	\$3,140.07	\$3,281.80	\$0.00	\$0.00	\$0.00	\$0.00	\$0.00	\$0.00	\$0.00	\$0.00	\$0.00	\$9,125.70	\$63,660.47
3480	Comisiones por ventas	\$19,320.19	\$0.00	\$0.00	\$0.00	\$0.00	\$0.00	\$0.00	\$0.00	\$0.00	\$0.00	\$0.00	\$0.00	\$0.00	\$0.00	\$19,320.19
3481	Comisiones por ventas	\$19,320.19	\$0.00	\$0.00	\$0.00	\$0.00	\$0.00	\$0.00	\$0.00	\$0.00	\$0.00	\$0.00	\$0.00	\$0.00	\$0.00	\$19,320.19
3500	SERVICIOS DE INSTALACIÓN,	\$2,332,949.29	\$219,495.90	\$203,124.68	\$210,117.35	\$0.00	\$0.00	\$0.00	\$0.00	\$0.00	\$0.00	\$0.00	\$0.00	\$0.00	\$632,737.93	\$1,700,211.36
3510	Conservación y mantenimiento menor de	\$17,125.50	\$1,700.00	\$34,274.68	\$724.14	\$0.00	\$0.00	\$0.00	\$0.00	\$0.00	\$0.00	\$0.00	\$0.00	\$0.00	\$36,898.82	-\$19,573.32
3511	Conservación y mantenimiento menor de	\$17,125.50	\$1,700.00	\$34,274.68	\$724.14	\$0.00	\$0.00	\$0.00	\$0.00	\$0.00	\$0.00	\$0.00	\$0.00	\$0.00	\$36,898.82	-\$19,573.32
3530	Instalación, reparación y mantenimiento	\$1,000.00	\$6,680.00	\$0.00	\$1,250.00	\$0.00	\$0.00	\$0.00	\$0.00	\$0.00	\$0.00	\$0.00	\$0.00	\$0.00	\$7,930.00	-\$6,930.00
3531	Instalación, reparación y mantenimiento	\$1,000.00	\$6,680.00	\$0.00	\$1,250.00	\$0.00	\$0.00	\$0.00	\$0.00	\$0.00	\$0.00	\$0.00	\$0.00	\$0.00	\$7,930.00	-\$6,930.00
3550	Reparación y mantenimiento de equipo de	\$374,880.32	\$31,560.00	\$3,450.00	\$34,621.02	\$0.00	\$0.00	\$0.00	\$0.00	\$0.00	\$0.00	\$0.00	\$0.00	\$0.00	\$69,631.02	\$305,249.30
3551	Reparación y mantenimiento de equipo de	\$374,880.32	\$31,560.00	\$3,450.00	\$34,621.02	\$0.00	\$0.00	\$0.00	\$0.00	\$0.00	\$0.00	\$0.00	\$0.00	\$0.00	\$69,631.02	\$305,249.30
3570	Instalación, reparación y mantenimiento	\$1,934,042.47	\$179,555.90	\$165,400.00	\$173,522.19	\$0.00	\$0.00	\$0.00	\$0.00	\$0.00	\$0.00	\$0.00	\$0.00	\$0.00	\$518,478.09	\$1,415,564.38
3571	Instalación, reparación y mantenimiento	\$1,934,042.47	\$179,555.90	\$165,400.00	\$173,522.19	\$0.00	\$0.00	\$0.00	\$0.00	\$0.00	\$0.00	\$0.00	\$0.00	\$0.00	\$518,478.09	\$1,415,564.38
3590	Servicios de jardinería y fumigación	\$5,901.00	\$0.00	\$0.00	\$0.00	\$0.00	\$0.00	\$0.00	\$0.00	\$0.00	\$0.00	\$0.00	\$0.00	\$0.00	\$0.00	\$5,901.00
3591	Servicios de jardinería y fumigación	\$5,901.00	\$0.00	\$0.00	\$0.00	\$0.00	\$0.00	\$0.00	\$0.00	\$0.00	\$0.00	\$0.00	\$0.00	\$0.00	\$0.00	\$5,901.00
3600	SERVICIOS DE COMUNICACIÓN SOCIAL	\$678,183.03	\$0.00	\$5,000.00	\$136,689.66	\$0.00	\$0.00	\$0.00	\$0.00	\$0.00	\$0.00	\$0.00	\$0.00	\$0.00	\$141,689.66	\$536,493.37
3610	Difusión por radio, televisión y otros	\$646,683.03	\$0.00	\$5,000.00	\$34,620.69	\$0.00	\$0.00	\$0.00	\$0.00	\$0.00	\$0.00	\$0.00	\$0.00	\$0.00	\$39,620.69	\$607,062.34
3611	Difusión por radio, televisión y otros	\$646,683.03	\$0.00	\$5,000.00	\$34,620.69	\$0.00	\$0.00	\$0.00	\$0.00	\$0.00	\$0.00	\$0.00	\$0.00	\$0.00	\$39,620.69	\$607,062.34
3620	Difusión por radio, televisión y otros	\$31,500.00	\$0.00	\$0.00	\$102,068.97	\$0.00	\$0.00	\$0.00	\$0.00	\$0.00	\$0.00	\$0.00	\$0.00	\$0.00	\$102,068.97	-\$70,568.97
3621	Difusión por radio, televisión y otros	\$31,500.00	\$0.00	\$0.00	\$102,068.97	\$0.00	\$0.00	\$0.00	\$0.00	\$0.00	\$0.00	\$0.00	\$0.00	\$0.00	\$102,068.97	-\$70,568.97
3700	SERVICIOS DE TRASLADOS Y	\$112,160.90	\$2,096.56	\$526.62	\$7,332.95	\$0.00	\$0.00	\$0.00	\$0.00	\$0.00	\$0.00	\$0.00	\$0.00	\$0.00	\$9,956.13	\$102,204.77
3710	Pasajes aéreos	\$41,790.00	\$0.00	\$0.00	\$0.00	\$0.00	\$0.00	\$0.00	\$0.00	\$0.00	\$0.00	\$0.00	\$0.00	\$0.00	\$0.00	\$41,790.00
3711	Pasajes aéreos	\$41,790.00	\$0.00	\$0.00	\$0.00	\$0.00	\$0.00	\$0.00	\$0.00	\$0.00	\$0.00	\$0.00	\$0.00	\$0.00	\$0.00	\$41,790.00
3750	Viáticos en el país	\$70,370.90	\$2,096.56	\$526.62	\$7,332.95	\$0.00	\$0.00	\$0.00	\$0.00	\$0.00	\$0.00	\$0.00	\$0.00	\$0.00	\$9,956.13	\$60,414.77
3751	Viáticos en el país	\$70,370.90	\$2,096.56	\$526.62	\$7,332.95	\$0.00	\$0.00	\$0.00	\$0.00	\$0.00	\$0.00	\$0.00	\$0.00	\$0.00	\$9,956.13	\$60,414.77
3800	SERVICIOS OFICIALES	\$148,380.37	\$19,131.24	\$19,286.20	\$2,586.20	\$0.00	\$0.00	\$0.00	\$0.00	\$0.00	\$0.00	\$0.00	\$0.00	\$0.00	\$41,003.64	\$107,376.73
3820	Gastos de orden social y cultural	\$129,690.37	\$19,131.24	\$19,286.20	\$2,586.20	\$0.00	\$0.00	\$0.00	\$0.00	\$0.00	\$0.00	\$0.00	\$0.00	\$0.00	\$41,003.64	\$88,686.73
3821	Gastos de orden social y cultural	\$129,690.37	\$19,131.24	\$19,286.20	\$2,586.20	\$0.00	\$0.00	\$0.00	\$0.00	\$0.00	\$0.00	\$0.00	\$0.00	\$0.00	\$41,003.64	\$88,686.73
3830	Congresos y convenciones	\$18,690.00	\$0.00	\$0.00	\$0.00	\$0.00	\$0.00	\$0.00	\$0.00	\$0.00	\$0.00	\$0.00	\$0.00	\$0.00	\$0.00	\$18,690.00
3831	Congresos y convenciones	\$18,690.00	\$0.00	\$0.00	\$0.00	\$0.00	\$0.00	\$0.00	\$0.00	\$0.00	\$0.00	\$0.00	\$0.00	\$0.00	\$0.00	\$18,690.00
3900	OTROS SERVICIOS GENERALES	\$1,413,510.84	\$0.00	\$356,093.00	\$20,009.00	\$0.00	\$0.00	\$0.00	\$0.00	\$0.00	\$0.00	\$0.00	\$0.00	\$0.00	\$376,102.00	\$1,037,408.84
3910	Servicios funerarios y de cementerios	\$1,000.00	\$0.00	\$0.00	\$20,000.00	\$0.00	\$0.00	\$0.00	\$0.00	\$0.00	\$0.00	\$0.00	\$0.00	\$0.00	\$20,000.00	-\$19,000.00
3911	Servicios funerarios y de cementerios	\$1,000.00	\$0.00	\$0.00	\$20,000.00	\$0.00	\$0.00	\$0.00	\$0.00	\$0.00	\$0.00	\$0.00	\$0.00	\$0.00	\$20,000.00	-\$19,000.00
3920	Impuestos y derechos	\$1,323,525.00	\$0.00	\$350,266.00	\$9.00	\$0.00	\$0.00	\$0.00	\$0.00	\$0.00	\$0.00	\$0.00	\$0.00	\$0.00	\$350,275.00	\$973,250.00
3921	Impuestos y derechos	\$1,323,525.00	\$0.00	\$350,266.00	\$9.00	\$0.00	\$0.00	\$0.00	\$0.00	\$0.00	\$0.00	\$0.00	\$0.00	\$0.00	\$350,275.00	\$973,250.00
3950	Penas, multas, accesorios y	\$47,964.84	\$0.00	\$5,827.00	\$0.00	\$0.00	\$0.00	\$0.00	\$0.00	\$0.00	\$0.00	\$0.00	\$0.00	\$0.00	\$5,827.00	\$42,137.84
3951	Penas, multas, accesorios y	\$47,964.84	\$0.00	\$5,827.00	\$0.00	\$0.00	\$0.00	\$0.00	\$0.00	\$0.00	\$0.00	\$0.00	\$0.00	\$0.00	\$5,827.00	\$42,137.84

Comisión de Agua y Alcantarillado del Municipio de Tepejí del Río de Ocampo, Hidalgo

Análisis Mensual de Egresos Pagados por Fuente de Financiamiento al 31/mar/2021

Usr: director

rptAnalíticoPresu


(Cuentas con Movimientos)


Fecha y

08:16 a. m.

(Cifras en pesos y centavos)

Objeto del Gasto		Presupuesto Vigente	Ene	Feb	Mar	Abr	May	Jun	Jul	Ago	Sep	Oct	Nov	Dic	Total	Diferencia (Vigente - Total)
3990	Otros servicios generales	\$41,021.00	\$0.00	\$0.00	\$0.00	\$0.00	\$0.00	\$0.00	\$0.00	\$0.00	\$0.00	\$0.00	\$0.00	\$0.00	\$0.00	\$41,021.00
3991	Otros servicios generales	\$41,021.00	\$0.00	\$0.00	\$0.00	\$0.00	\$0.00	\$0.00	\$0.00	\$0.00	\$0.00	\$0.00	\$0.00	\$0.00	\$0.00	\$41,021.00
4000	TRANSFERENCIAS,	\$264,096.84	\$0.00	\$0.00	\$0.00	\$0.00	\$0.00	\$0.00	\$0.00	\$0.00	\$0.00	\$0.00	\$0.00	\$0.00	\$0.00	\$264,096.84
4400	AYUDAS SOCIALES	\$264,096.84	\$0.00	\$0.00	\$0.00	\$0.00	\$0.00	\$0.00	\$0.00	\$0.00	\$0.00	\$0.00	\$0.00	\$0.00	\$0.00	\$264,096.84
4410	Ayudas sociales a personas	\$145,446.84	\$0.00	\$0.00	\$0.00	\$0.00	\$0.00	\$0.00	\$0.00	\$0.00	\$0.00	\$0.00	\$0.00	\$0.00	\$0.00	\$145,446.84
4411	Ayudas sociales a personas	\$145,446.84	\$0.00	\$0.00	\$0.00	\$0.00	\$0.00	\$0.00	\$0.00	\$0.00	\$0.00	\$0.00	\$0.00	\$0.00	\$0.00	\$145,446.84
4430	Ayudas sociales a instituciones de	\$118,650.00	\$0.00	\$0.00	\$0.00	\$0.00	\$0.00	\$0.00	\$0.00	\$0.00	\$0.00	\$0.00	\$0.00	\$0.00	\$0.00	\$118,650.00
4431	Ayudas sociales a instituciones de	\$118,650.00	\$0.00	\$0.00	\$0.00	\$0.00	\$0.00	\$0.00	\$0.00	\$0.00	\$0.00	\$0.00	\$0.00	\$0.00	\$0.00	\$118,650.00
5000	BIENES MUEBLES, INMUEBLES E	\$1,343,232.74	\$143,017.08	\$67,731.04	\$902,107.04	\$0.00	\$0.00	\$0.00	\$0.00	\$0.00	\$0.00	\$0.00	\$0.00	\$0.00	\$1,102,855.16	\$240,377.58
5100	MOBILIARIO Y EQUIPO DE	\$143,573.60	\$34,072.25	\$19,731.04	\$2,089.01	\$0.00	\$0.00	\$0.00	\$0.00	\$0.00	\$0.00	\$0.00	\$0.00	\$0.00	\$55,892.30	\$87,681.30
5110	Muebles de oficina y estantería	\$15,330.28	\$0.00	\$0.00	\$0.00	\$0.00	\$0.00	\$0.00	\$0.00	\$0.00	\$0.00	\$0.00	\$0.00	\$0.00	\$0.00	\$15,330.28
5111	Muebles de oficina y estantería	\$15,330.28	\$0.00	\$0.00	\$0.00	\$0.00	\$0.00	\$0.00	\$0.00	\$0.00	\$0.00	\$0.00	\$0.00	\$0.00	\$0.00	\$15,330.28
5150	Equipo de cómputo y de tecnologías de la	\$127,243.32	\$34,072.25	\$0.00	\$2,089.01	\$0.00	\$0.00	\$0.00	\$0.00	\$0.00	\$0.00	\$0.00	\$0.00	\$0.00	\$36,161.26	\$91,082.06
5151	Equipo de cómputo y de tecnología de la	\$127,243.32	\$34,072.25	\$0.00	\$2,089.01	\$0.00	\$0.00	\$0.00	\$0.00	\$0.00	\$0.00	\$0.00	\$0.00	\$0.00	\$36,161.26	\$91,082.06
5190	Otros mobiliarios y equipos de	\$1,000.00	\$0.00	\$19,731.04	\$0.00	\$0.00	\$0.00	\$0.00	\$0.00	\$0.00	\$0.00	\$0.00	\$0.00	\$0.00	\$19,731.04	-\$18,731.04
5191	Otros mobiliarios y equipos de	\$1,000.00	\$0.00	\$19,731.04	\$0.00	\$0.00	\$0.00	\$0.00	\$0.00	\$0.00	\$0.00	\$0.00	\$0.00	\$0.00	\$19,731.04	-\$18,731.04
5200	MOBILIARIO Y EQUIPO EDUCACIONAL	\$1,900.00	\$0.00	\$0.00	\$53,113.09	\$0.00	\$0.00	\$0.00	\$0.00	\$0.00	\$0.00	\$0.00	\$0.00	\$0.00	\$53,113.09	-\$51,213.09
5210	Equipos y aparatos audiovisuales	\$1,000.00	\$0.00	\$0.00	\$8,618.09	\$0.00	\$0.00	\$0.00	\$0.00	\$0.00	\$0.00	\$0.00	\$0.00	\$0.00	\$8,618.09	-\$7,618.09
5211	Equipos y aparatos audiovisuales	\$1,000.00	\$0.00	\$0.00	\$8,618.09	\$0.00	\$0.00	\$0.00	\$0.00	\$0.00	\$0.00	\$0.00	\$0.00	\$0.00	\$8,618.09	-\$7,618.09
5290	Otro mobiliario y equipo educacional y	\$900.00	\$0.00	\$0.00	\$44,495.00	\$0.00	\$0.00	\$0.00	\$0.00	\$0.00	\$0.00	\$0.00	\$0.00	\$0.00	\$44,495.00	-\$43,595.00
5291	Otro mobiliario y equipo educacional y	\$900.00	\$0.00	\$0.00	\$44,495.00	\$0.00	\$0.00	\$0.00	\$0.00	\$0.00	\$0.00	\$0.00	\$0.00	\$0.00	\$44,495.00	-\$43,595.00
5400	VEHÍCULOS Y EQUIPO DE	\$1,000,242.32	\$0.00	\$0.00	\$667,568.98	\$0.00	\$0.00	\$0.00	\$0.00	\$0.00	\$0.00	\$0.00	\$0.00	\$0.00	\$667,568.98	\$332,673.34
5410	Vehículos y equipo terrestre	\$819,724.50	\$0.00	\$0.00	\$621,896.56	\$0.00	\$0.00	\$0.00	\$0.00	\$0.00	\$0.00	\$0.00	\$0.00	\$0.00	\$621,896.56	\$197,827.94
5411	Vehículos y equipo terrestre	\$819,724.50	\$0.00	\$0.00	\$621,896.56	\$0.00	\$0.00	\$0.00	\$0.00	\$0.00	\$0.00	\$0.00	\$0.00	\$0.00	\$621,896.56	\$197,827.94
5490	Otros equipos de transporte	\$180,517.82	\$0.00	\$0.00	\$45,672.42	\$0.00	\$0.00	\$0.00	\$0.00	\$0.00	\$0.00	\$0.00	\$0.00	\$0.00	\$45,672.42	\$134,845.40
5491	Otros equipos de transporte	\$180,517.82	\$0.00	\$0.00	\$45,672.42	\$0.00	\$0.00	\$0.00	\$0.00	\$0.00	\$0.00	\$0.00	\$0.00	\$0.00	\$45,672.42	\$134,845.40
5600	MAQUINARIA, OTROS EQUIPOS Y	\$160,556.82	\$108,944.83	\$38,000.00	\$179,335.96	\$0.00	\$0.00	\$0.00	\$0.00	\$0.00	\$0.00	\$0.00	\$0.00	\$0.00	\$326,280.79	-\$165,723.97
5620	Maquinaria y equipo industrial	\$62,713.21	\$0.00	\$0.00	\$0.00	\$0.00	\$0.00	\$0.00	\$0.00	\$0.00	\$0.00	\$0.00	\$0.00	\$0.00	\$0.00	\$62,713.21
5621	Maquinaria y equipo industrial	\$62,713.21	\$0.00	\$0.00	\$0.00	\$0.00	\$0.00	\$0.00	\$0.00	\$0.00	\$0.00	\$0.00	\$0.00	\$0.00	\$0.00	\$62,713.21
5650	Equipo de comunicación y	\$9,345.00	\$0.00	\$0.00	\$0.00	\$0.00	\$0.00	\$0.00	\$0.00	\$0.00	\$0.00	\$0.00	\$0.00	\$0.00	\$0.00	\$9,345.00
5651	Equipo de comunicación y	\$9,345.00	\$0.00	\$0.00	\$0.00	\$0.00	\$0.00	\$0.00	\$0.00	\$0.00	\$0.00	\$0.00	\$0.00	\$0.00	\$0.00	\$9,345.00
5660	Equipos de generación eléctrica, aparatos	\$10,000.00	\$0.00	\$0.00	\$29,099.13	\$0.00	\$0.00	\$0.00	\$0.00	\$0.00	\$0.00	\$0.00	\$0.00	\$0.00	\$29,099.13	-\$19,099.13
5661	Equipos de generación eléctrica, aparatos	\$10,000.00	\$0.00	\$0.00	\$29,099.13	\$0.00	\$0.00	\$0.00	\$0.00	\$0.00	\$0.00	\$0.00	\$0.00	\$0.00	\$29,099.13	-\$19,099.13
5670	Herramientas y máquinas-herramienta	\$27,090.19	\$0.00	\$0.00	\$95,786.83	\$0.00	\$0.00	\$0.00	\$0.00	\$0.00	\$0.00	\$0.00	\$0.00	\$0.00	\$95,786.83	-\$68,696.64
5671	Herramientas y máquinas-herramienta	\$27,090.19	\$0.00	\$0.00	\$95,786.83	\$0.00	\$0.00	\$0.00	\$0.00	\$0.00	\$0.00	\$0.00	\$0.00	\$0.00	\$95,786.83	-\$68,696.64
5690	Otros equipos	\$51,408.42	\$108,944.83	\$38,000.00	\$54,450.00	\$0.00	\$0.00	\$0.00	\$0.00	\$0.00	\$0.00	\$0.00	\$0.00	\$0.00	\$201,394.83	-\$149,986.41
5691	Otros equipos	\$51,408.42	\$108,944.83	\$38,000.00	\$54,450.00	\$0.00	\$0.00	\$0.00	\$0.00	\$0.00	\$0.00	\$0.00	\$0.00	\$0.00	\$201,394.83	-\$149,986.41
5900	ACTIVOS INTANGIBLES	\$36,960.00	\$0.00	\$0.00	\$0.00	\$0.00	\$0.00	\$0.00	\$0.00	\$0.00	\$0.00	\$0.00	\$0.00	\$0.00	\$0.00	\$36,960.00
5970	Licencias informáticas e intelectuales	\$36,960.00	\$0.00	\$0.00	\$0.00	\$0.00	\$0.00	\$0.00	\$0.00	\$0.00	\$0.00	\$0.00	\$0.00	\$0.00	\$0.00	\$36,960.00
5971	Licencias informáticas e intelectuales	\$36,960.00	\$0.00	\$0.00	\$0.00	\$0.00	\$0.00	\$0.00	\$0.00	\$0.00	\$0.00	\$0.00	\$0.00	\$0.00	\$0.00	\$36,960.00








Usr: director
rptAnaliticoPresu

Comisión de Agua y Alcantarillado del Municipio de Tepejí del Río de Ocampo, Hidalgo

Análisis Mensual de Egresos Pagados por Fuente de Financiamiento al 31/mar/2024

(Cuentas con Movimientos)
(Cifras en pesos y centavos)

Fecha y
08:16 a. m.

Objeto del Gasto		Presupuesto Vigente	Ene	Feb	Mar	Abr	May	Jun	Jul	Ago	Sep	Oct	Nov	Dic	Total	Diferencia (Vigente - Total)
6000	INVERSIÓN PÚBLICA	\$532,526.00	\$0.00	\$0.00	\$96,829.66	\$0.00	\$0.00	\$0.00	\$0.00	\$0.00	\$0.00	\$0.00	\$0.00	\$0.00	\$96,829.66	\$435,696.34
6100	OBRA PÚBLICA EN BIENES DE	\$300,000.00	\$0.00	\$0.00	\$96,829.66	\$0.00	\$0.00	\$0.00	\$0.00	\$0.00	\$0.00	\$0.00	\$0.00	\$0.00	\$96,829.66	\$203,170.34
6130	Construcción de obras para el	\$300,000.00	\$0.00	\$0.00	\$96,829.66	\$0.00	\$0.00	\$0.00	\$0.00	\$0.00	\$0.00	\$0.00	\$0.00	\$0.00	\$96,829.66	\$203,170.34
6131	Construcción de obras para el	\$300,000.00	\$0.00	\$0.00	\$96,829.66	\$0.00	\$0.00	\$0.00	\$0.00	\$0.00	\$0.00	\$0.00	\$0.00	\$0.00	\$96,829.66	\$203,170.34
6200	OBRA PÚBLICA EN BIENES PROPIOS	\$232,526.00	\$0.00	\$0.00	\$0.00	\$0.00	\$0.00	\$0.00	\$0.00	\$0.00	\$0.00	\$0.00	\$0.00	\$0.00	\$0.00	\$232,526.00
6220	Edificación no habitacional	\$232,526.00	\$0.00	\$0.00	\$0.00	\$0.00	\$0.00	\$0.00	\$0.00	\$0.00	\$0.00	\$0.00	\$0.00	\$0.00	\$0.00	\$232,526.00
6221	Edificación no habitacional	\$232,526.00	\$0.00	\$0.00	\$0.00	\$0.00	\$0.00	\$0.00	\$0.00	\$0.00	\$0.00	\$0.00	\$0.00	\$0.00	\$0.00	\$232,526.00
9000	DEUDA PÚBLICA	\$578,608.43	\$0.00	\$0.00	\$0.00	\$0.00	\$0.00	\$0.00	\$0.00	\$0.00	\$0.00	\$0.00	\$0.00	\$0.00	\$0.00	\$578,608.43
9900	ADEUDOS DE EJERCICIOS FISCALES	\$578,608.43	\$0.00	\$0.00	\$0.00	\$0.00	\$0.00	\$0.00	\$0.00	\$0.00	\$0.00	\$0.00	\$0.00	\$0.00	\$0.00	\$578,608.43
9910	ADEFAS	\$578,608.43	\$0.00	\$0.00	\$0.00	\$0.00	\$0.00	\$0.00	\$0.00	\$0.00	\$0.00	\$0.00	\$0.00	\$0.00	\$0.00	\$578,608.43
9911	ADEFAS	\$578,608.43	\$0.00	\$0.00	\$0.00	\$0.00	\$0.00	\$0.00	\$0.00	\$0.00	\$0.00	\$0.00	\$0.00	\$0.00	\$0.00	\$578,608.43
INGRESOS PROPIOS		\$41,236,907.41	\$3,851,723.90	\$3,154,241.18	\$4,741,539.42	\$0.00	\$0.00	\$0.00	\$0.00	\$0.00	\$0.00	\$0.00	\$0.00	\$0.00	\$11,747,504.50	\$29,489,402.91
170 SUBSIDIO																
3000	SERVICIOS GENERALES	\$661,500.00	\$0.00	\$0.00	\$0.00	\$0.00	\$0.00	\$0.00	\$0.00	\$0.00	\$0.00	\$0.00	\$0.00	\$0.00	\$0.00	\$661,500.00
3100	SERVICIOS BÁSICOS	\$661,500.00	\$0.00	\$0.00	\$0.00	\$0.00	\$0.00	\$0.00	\$0.00	\$0.00	\$0.00	\$0.00	\$0.00	\$0.00	\$0.00	\$661,500.00
3110	Energía eléctrica	\$661,500.00	\$0.00	\$0.00	\$0.00	\$0.00	\$0.00	\$0.00	\$0.00	\$0.00	\$0.00	\$0.00	\$0.00	\$0.00	\$0.00	\$661,500.00
3111	Energía eléctrica	\$661,500.00	\$0.00	\$0.00	\$0.00	\$0.00	\$0.00	\$0.00	\$0.00	\$0.00	\$0.00	\$0.00	\$0.00	\$0.00	\$0.00	\$661,500.00
SUBSIDIO		\$661,500.00	\$0.00	\$0.00	\$0.00	\$0.00	\$0.00	\$0.00	\$0.00	\$0.00	\$0.00	\$0.00	\$0.00	\$0.00	\$0.00	\$661,500.00
250 RECURSO FEDERAL (PRODDER)																
2000	MATERIALES Y SUMINISTROS	\$645,687.01	\$0.00	\$0.00	\$0.00	\$0.00	\$0.00	\$0.00	\$0.00	\$0.00	\$0.00	\$0.00	\$0.00	\$0.00	\$0.00	\$645,687.01
2400	MATERIALES Y ARTÍCULOS DE	\$645,687.01	\$0.00	\$0.00	\$0.00	\$0.00	\$0.00	\$0.00	\$0.00	\$0.00	\$0.00	\$0.00	\$0.00	\$0.00	\$0.00	\$645,687.01
2490	Otros materiales y artículos de	\$645,687.01	\$0.00	\$0.00	\$0.00	\$0.00	\$0.00	\$0.00	\$0.00	\$0.00	\$0.00	\$0.00	\$0.00	\$0.00	\$0.00	\$645,687.01
2491	Otros materiales y artículos de	\$645,687.01	\$0.00	\$0.00	\$0.00	\$0.00	\$0.00	\$0.00	\$0.00	\$0.00	\$0.00	\$0.00	\$0.00	\$0.00	\$0.00	\$645,687.01
RECURSO FEDERAL (PRODDER)		\$645,687.01	\$0.00	\$0.00	\$0.00	\$0.00	\$0.00	\$0.00	\$0.00	\$0.00	\$0.00	\$0.00	\$0.00	\$0.00	\$0.00	\$645,687.01
251 RECURSOS (PROSANEAR)																
6000	INVERSIÓN PÚBLICA	\$1,000.00	\$0.00	\$0.00	\$322,765.52	\$0.00	\$0.00	\$0.00	\$0.00	\$0.00	\$0.00	\$0.00	\$0.00	\$0.00	\$322,765.52	-\$321,765.52
6100	OBRA PÚBLICA EN BIENES DE	\$1,000.00	\$0.00	\$0.00	\$322,765.52	\$0.00	\$0.00	\$0.00	\$0.00	\$0.00	\$0.00	\$0.00	\$0.00	\$0.00	\$322,765.52	-\$321,765.52
6130	Construcción de obras para el	\$1,000.00	\$0.00	\$0.00	\$322,765.52	\$0.00	\$0.00	\$0.00	\$0.00	\$0.00	\$0.00	\$0.00	\$0.00	\$0.00	\$322,765.52	-\$321,765.52
6131	Construcción de obras para el	\$1,000.00	\$0.00	\$0.00	\$322,765.52	\$0.00	\$0.00	\$0.00	\$0.00	\$0.00	\$0.00	\$0.00	\$0.00	\$0.00	\$322,765.52	-\$321,765.52
RECURSOS (PROSANEAR)		\$1,000.00	\$0.00	\$0.00	\$322,765.52	\$0.00	\$0.00	\$0.00	\$0.00	\$0.00	\$0.00	\$0.00	\$0.00	\$0.00	\$322,765.52	-\$321,765.52
Total Final		\$42,545,094.42	\$3,851,723.90	\$3,154,241.18	\$5,064,304.94	\$0.00	\$0.00	\$0.00	\$0.00	\$0.00	\$0.00	\$0.00	\$0.00	\$0.00	\$12,070,270.02	\$30,474,824.40

Objeto del Gasto	Presupuesto Vigente	Ene	Feb	Mar	Abr	May	Jun	Jul	Ago	Sep	Oct	Nov	Dic	Total	Diferencia (Vigente - Total)
------------------	---------------------	-----	-----	-----	-----	-----	-----	-----	-----	-----	-----	-----	-----	-------	------------------------------



L.C. LILIANA ROSALÍA AGUIRRE MEJÍA
SUBDIRECTOR ADMINISTRATIVO


[Handwritten signature]

LIC. VIVIANA ALETZY REYES LOPEZ
COMISARIO



[Handwritten signature]

ING. OMAR ALFONSO BRAVO BARCENAS
DIRECTOR GENERAL



[Handwritten signature]

L.C. LUCINA BERNARDINO RAMOS
CONTADOR GENERAL

